



EUROPEAN CENTRAL BANK

EUROSYSTEM

2015 update of the ECB's environmental statement



GREEN ECB

2015 update of the ECB's environmental statement



This environmental statement provides information to the general public and other interested parties about the environmental performance and activities of the European Central Bank (ECB) in 2014. It can be found on the ECB's website (see the page entitled "[Environmental protection at the ECB](#)").

The ECB was first validated under the EU Eco-Management and Audit Scheme (EMAS)¹ in 2010. This environmental statement is the sixth to be produced within the EMAS validation cycle. It is a follow-up to the consolidated environmental statement for 2013 and the update released in 2014, and it is only complete when read together with these publications. It contains updated data for the year 2014, which are compared with data from previous years.

This updated environmental statement was drafted in accordance with EMAS III standards. In 2016, the ECB intends to publish a new consolidated environmental statement.

© ECB, Frankfurt am Main 2015. Reproduction is authorised, provided the source is acknowledged. Information about the ECB is available on the internet (www.ecb.europa.eu).

¹ EMAS was established by Regulation (EC) No 1221/2009 of the European Parliament and of the Council.

Contents

1.	Foreword	4
2.	Environmental performance at the ECB	5
2.1	Achievement of objectives and targets until the end of 2015	9
	Workplaces	11
	Energy efficiency	11
	Material efficiency	13
	Publications	13
	Office paper	14
	Office supplies	15
	Cleaning agents	15
	Chemicals for water treatment and cooling agents	15
	Water treatment	15
	Cooling agents	15
	Water and waste water	16
	Waste and recycling	16
	Emissions	18
	Green procurement	20
	Raising awareness	20
2.2	CO ₂ footprint in 2014	21
2.3	Environmental management programme	25
2.4	Environmental self-assessment	28
3.	Environmental verifier's declaration	30

1 Foreword


In recent years the ECB has undergone significant organisational changes. Eight years have passed since the financial market turmoil of 2007, which marked the beginning of the financial crisis and the ensuing recession. These years have been challenging for all central banks and for Europe as a whole. The EU formally adopted the creation of a single supervisory mechanism (SSM) for banks, led by the ECB, with the objective of strengthening Economic and Monetary Union.

In parallel, since 2007 and inevitably with its own organisational challenges, the ECB has remained conscientious of its environmental commitments and has been fighting climate change by ensuring the bank uses energy and natural resources as sustainably, responsibly and efficiently as possible. By applying a systematic management approach we look to continue to minimise our environmental impact and improve our environmental performance.

In November 2014 the ECB moved into its new premises and I am delighted to have overseen the completion of this project, to which so many people have contributed over the years. I am certain that it provides a more sustainable home for the ECB. However, this is not the only building project currently being undertaken by the ECB – the Eurotower high-rise in Frankfurt city centre will be reallocated after a state-of-the-art refurbishment, with significant improvements to its space efficiency and environmental performance.

Having been listed on EMAS, the ECB is delighted to be hosting the European Commission's "20 years of premium environmental management – High Level Conference on EMAS" in Frankfurt on 13 November 2015. We will continue to pursue and encourage inter-institutional cooperation and will closely collaborate with our colleagues at the European Commission and other European organisations on collectively implementing the recommendations from the European Court of Auditors, published in their October 2014 report.

Looking ahead, the ECB is aiming for a joint approach regarding implementing measures with the long-term goal of reducing the EU's impact on the environment.



Vítor Constâncio
Vice-President of the European Central Bank

2 Environmental performance at the ECB

2014 was a landmark year in terms of organisational developments, marked by the launch of the SSM and the relocation to the new ECB Main Building (formerly known as New ECB Premises project - NEP). These changes led to a significant increase in the ECB's business activity, both in terms of scope and volume, which was also reflected in activities related to the ECB's Environmental Management System (EMS).

The EMS is applicable to ECB employees in all currently used premises (Main Building, Japan Centre, Commerzbank building and Eurotower) of the ECB, including the newly integrated SSM. This environmental statement comprises figures from 2014 regarding the environmental performance of the Eurotower, Commerzbank building, Eurotheum and Japan Centre. The scope of this year's environmental statement does not include the Main Building because the relocation only took place in November 2014 and its current data are not representative of the business-as-usual mode of operating, as it is expected to take some time until the testing of the building's functions and technical systems is completed. The Main Building will be incorporated into the scope of the EMS as of 2015 and its data will be reported in the environmental statement in 2017.

This statement will highlight the changes in the ECB's environmental performance between 2013 and 2014. When examining these changes, it is important to remember that a number of different factors have influenced the data concerning the ECB's environmental performance in 2014, as highlighted below.

In 2014 the ECB rented more space in the Eurotower, thus becoming the sole tenant, shortly before the relocation to the new ECB premises which began towards the end of the year. Preparation for the relocation was carried out throughout the year, including "spring cleaning" campaigns intended to avoid the transportation of unnecessary material and communicating with staff about how to reach the new premises and commute between the buildings in an environmentally friendly manner.

The ECB increased the amount of space it rented in the Eurotower throughout the year, and also rented space in the Japan Centre for the SSM. The takeover of space in the Japan Centre was gradual, being carried out in two main steps: 300 workplaces were available in January 2014, totalling 700 by April 2014, and a further 200 workplaces were added throughout the rest of the year. At the end of 2014 the ECB reached approximately 150,000 m² of rented gross space for all its premises, and a total of 3,556 workplaces (measured before the relocation of staff from the Eurotower, Commerzbank building and Eurotheum began)². In 2014, the Japan Centre was rented, mainly to host the SSM activities, and therefore was included in the scope of the EMS. The business activities carried out in the Japan Centre are very similar to the other buildings, as the business areas hosted in the building are standard ECB business areas. The related environmental aspects and impacts were considered to be the same as in the other buildings and they have been assessed with the same environmental aspects evaluation tool.

The relocation of the 2,421 workplaces to the new ECB premises triggered the preparation of the ECB's EMS for the integration of the tasks and responsibilities associated with owning the premises. It is expected that, during the first year of operating the new building, the focus will be on testing and setting operational parameters that ensure the functionality of the building and its automated systems in relation to usage needs. Operation and consumption data for the new premises will be collected for 2015; however, these data will not be considered representative

² The only building that was entirely empty by the end of 2014 was the Eurotower, with the other buildings remaining transitionally occupied.

of the business-as-usual mode of operation and, thus, may not be considered as baseline data for future comparisons and target setting. Therefore, the new building and its related environmental aspects and impacts are outside of the scope of the current environmental statement. However, the building and the operations carried out are gradually being integrated into the ECB's EMS.

The 2014 relative figures are harder to compare to previous years due to several elements outlined above: the gradual increase in the space occupied by the ECB throughout the year, the 33.9% increase in the number of workplaces and the relocation to the new ECB premises (which are currently outside of the scope). An additional complication in the interpretation of the figures relating to workplaces is that the methodological basis of the calculation relates to the number of workplaces in all premises calculated at the end of 2014, and does not take into consideration the gradual nature of the increase in workplaces throughout the year. Despite the challenges in interpreting the relative figures, they are reported in this statement as they still allow the ECB to look at the overall direction of its environmental efforts and estimate whether its performance has improved.

The new ECB premises

In autumn 2014 the European Central Bank moved to its new premises in Frankfurt's Ostend area. The new building ensemble is a notable addition to Europe's architectural heritage.

The integrated planning and construction process took into account not only environmental issues, technical efficiency and functional requirements, but also recycling and social aspects. A key element of the ECB's aim to have a sustainable building was its efficiency in terms of energy and water consumption. The energy design for the new premises includes a number of measures that were planned to ensure it is 29% more efficient than the requirements of the Energieeinsparverordnung (German energy-saving directive) of 2007. The building was registered as a part of the European Commission's GreenBuilding Programme in 2010. The objective of the programme was to trigger investment in energy efficiency and renewable energy technologies in non-residential buildings. In October 2014 the programme was concluded having reached its original target of collecting data from over 1,000 buildings.

The design of the ECB's Main Building comprises the following key features:

- energy-efficient triple-layered facade for the new high-rise tower and efficient insulation for the facades and roof of the Grossmarkthalle;
- natural ventilation based on operable facade elements, electric sun shading and low-energy lighting, to provide optimal workplace conditions with a maximum use of daylight;
- rainwater harvesting and recycling (e.g. for toilets and watering the parkland area);
- use of recycled heat (from the computer centre and atrium) and the possibility of using geothermal energy for heating and cooling.

A special landscaping concept for the surrounding parkland area has been implemented, which not only creates a positive working environment for staff but, by connecting with the nearby parks and the city's green belt, has contributed to the creation of a "green lung" for the city of Frankfurt. The area has changed from a fully paved industrial perimeter to a stylised river landscape with more than 700 newly planted trees, thus contributing to the urban regeneration of the area.

As a reminder of the industrial past of the Grossmarkthalle and the area around it, the market hall is surrounded by a border of paving stones. This border, which has been deliberately faded into the parkland area, consists of old paving stones that were removed from around the site and new modern ones. The reuse and conversion of the Grossmarkthalle, which is an integral part of the ECB's new premises, will also contribute to the sustainability of the overall building design. Upon purchasing the site, the ECB sought to retain the fundamental appearance of the market hall and worked closely with all local authorities during the planning and implementation phases. It was precisely for this purpose that, during the dismantling of the annex buildings, the bricks of the facades were carefully removed by hand before being cleaned and preserved.

This enabled the requisite restoration work on the hall to be carried out with the original building materials. As a result of the cooperation between the historic preservation authorities and the energy conservation authorities of the city of Frankfurt am Main, it was also possible to design replacement windows for the concrete grid facade that are more energy efficient but have a profile similar to that of the original windows. This has ensured the continuity of the historic legacy of the Grossmarkthalle and, by fulfilling prevailing energy efficiency requirements, made it possible to incorporate both old and modern building features in a sustainable manner.

Numerous important measures are in place to support the ECB's improved environmental performance. However, the key to this success remains the continued awareness and engagement of all staff working on the premises. Therefore, the ECB actively engages with and encourages employees and all contractual partners to play a part in the common effort to minimise its environmental impact.

As part of its environmental management, the ECB's environmental performance and impact are assessed on an annual basis and measures to improve them are continuously being developed and introduced.

The ECB's EMS is evaluated on a regular basis by means of internal verifications, thus ensuring that continuous improvements are made.

In 2014 the ECB identified that certain external suppliers operating on site may have a significant direct or indirect impact on the ECB's environmental performance and, subsequently, on the environment itself. As a result, the EMS was adapted to include aspects of their operations on the ECB's premises. Internal environmental verifications were planned and carried out with several of the main suppliers in order to facilitate their integration into the ECB's EMS.

A management review and ten internal environmental verifications were also carried out in 2014. These involved four of the external service providers identified potentially having an influence on the ECB's environmental performance and the findings of these verifications were provided to the Management Committee.

Outlined below in the ECB's environmental policy are the overall intentions and intended direction of the bank's future environmental performance and objectives.

Environmental policy

The ECB is committed to continuously improving its environmental performance and to minimising its ecological footprint by:

- stimulating a sustainable change in the behaviour of all internal and external staff and subcontractors through training, information and action to raise awareness;
- taking measures to reduce carbon emissions in its daily operations and using resources efficiently and responsibly;
- increasingly integrating environmental considerations into procurement procedures, further developing the sustainable procurement guideline and training purchasers;
- promoting transparent communication and dialogue with all interested parties internally and externally with regard to its environmental performance;
- complying with applicable environmental legal regulations.

The ECB is convinced that each and every staff member can help to improve its environmental performance and minimise its ecological footprint. Therefore, it is vital for staff to be able to contribute to achieving these environmental objectives. Consequently, two workshops were held in 2014 with the team of ECB environmental representatives, one of which concentrated on evaluating the ECB's carbon footprint boundaries. The results of the workshop will be incorporated into the adaptation of the ECB's EMS and will include the tasks and responsibilities linked to taking over the new ECB premises. Furthermore, a car-free day was organised during European Mobility Week, encouraging staff to take public transport, or cycle or walk to work. As in previous years, the ECB also participated in the World Wildlife Fund's global "Earth Hour" initiative.

In 2014 the European Court of Auditors published its "Report on the audit of the management by the European Central Bank of its carbon footprint together with the replies of the European Central Bank"³ alongside its special report on "How do the EU institutions and bodies calculate, reduce and offset their greenhouse gas emissions?"⁴ In the special report, 15 European organisations, including the ECB, were evaluated based on how they manage and report their greenhouse gas emissions. Specific recommendations were issued and the official replies of the organisations were included.

3 https://www.ecb.europa.eu/ecb/pdf/orga/ecareport2013-environ_managt.en.pdf?b31ef72224a7d3d871938516cb1ec8df

4 http://www.eca.europa.eu/Lists/ECADocuments/SR14_14/QJAB14014ENC.pdf

2.1 Achievement of objectives and targets until the end of 2015⁵

The ECB's ecological impact is monitored and evaluated annually by means of an environmental inventory, which is used to assess the achievement of targets, calculate the ECB's CO₂ footprint and compare data over time. Data are collected on the basis of the ECB's environmentally relevant input and output flows. On the input side, this includes data on energy, water, resource consumption, staff members' commutes and business travel, as well as visitor conference travel. On the output side, data on waste, waste water and CO₂ emissions are collected. Rented premises are operated entirely by the landlords, who provide most of the inventory data, such as data on energy and water consumption and waste generation. As of 2015, data regarding the ECB main building will be collected internally in collaboration with the external service providers.

The table below outlines the environmental objectives and targets set until the end of 2015. The following sections provide a detailed description of the status and activities carried out for each of the objectives and targets listed in the table below. Each description outlines the target for the 2014-15 programme, explains current data and describes the main activities currently being carried out.

5 Objectives and targets set by the ECB, relative to 2011 data of its environmental inventory.

Energy efficiency	<p>Energy consumption per workplace should remain at the level it was in 2013 or improve moderately; no absolute target for energy consumption is proposed due to the expected expansion of the scope of the EMS to include the NEP, which will have an unknown impact on the organisational footprint.</p> <p><i>The expected risk is higher consumption owing to the move to the NEP and the creation of a baseline consumption for the new building while defining the working parameters of technical equipment. Opportunities lie in achieving reductions mainly through behavioural change.</i></p>
Material efficiency	<p>Reduction of office paper consumption by 5% per workplace. Official publications should stay at the same level as in 2013 (considering the SSM function and new euro campaign).</p> <p>Having 30% of environmentally friendly stationery in the catalogue (28% currently).</p> <p><i>Risks lie in the unknown requirements of the SSM. Opportunities are based on the ongoing digitalisation of office processes (better screens, tablets, fewer office printers, etc.).</i></p>
Waste	<p>Establish baselines for waste and for recycling in the NEP by end-2015.</p> <p><i>The main risk associated with setting a reduction target is from the expected extensive disposal activities in preparation for the move to the NEP; however, these should be balanced by increased efforts in communication to encourage the separate collection and disposal of recyclable waste.</i></p>
Emissions	<p>Individual workplace emissions caused by the operation of the current ECB premises⁶ should not exceed the level recorded in 2013.</p> <p><i>It is expected that business travel will increase substantially and will be accompanied by measures to reduce its necessity (such as better video conferencing tools and facilities).</i></p> <p><i>Risks lie in the uncertainties related to energy consumption after the move to the NEP. Opportunities lie in certain measures to replace travel with video conferencing and web streaming.⁷</i></p>
Green procurement	<p>10% increase in the number of procurements that include environmental considerations.</p>
Awareness and outreach	<p>Organise a Green Day at the NEP in 2015 with the participation of NCBs and EU institutions.</p> <p><i>Maintain the existing general objective to increase environmental awareness and foster a change in behaviour among staff. It was agreed that no concrete target should be added to this aspect at this stage.</i></p>

6 In the present scenario, the "current ECB premises" for the target evaluation at the end of 2015 comprise: the new ECB premises, the Japan Centre and the former Commerzbank building, all of which will be operational in both 2014 and 2015. The Eurotower and Eurotheum will be decommissioned in the course of 2015 and will be included in the reporting with the data collected for 2014.

7 The offsetting strategy, which is in the process of being drawn up, will include the existing measures for offsetting emissions resulting from business travel.

Workplaces

The ECB registered a significant increase in the number of workplaces in 2014 in order to support the launch of the SSM. The total figure for workplaces in 2014 was calculated before the relocation operations for the 2,421 workplaces in the premises concerned (i.e. from the Eurotower, Eurotheum and Commerzbank to the new ECB premises). The change in the number of workplaces in recent years, used as the basis for calculating the relative figures, is as follows:

Workplaces	2010	2011	2012	2013	2014	Change 2014/2013 (%) ⁸
Number of allocated workplaces	2,250	2,256	2,398	2,655	3,556	+33.9%

Energy efficiency

The aim for the end of 2015 is to maintain a stable consumption of energy per workplace or even achieve a slight reduction. The relocation to the new premises triggered activities linked to the expansion of the scope of the EMS to include operations, tasks and responsibilities related to owning a new building. During the first year of operation, the registration and monitoring of energy consumption will be initiated. The data, however, are not expected to be representative for a business-as-usual mode of operation, as a significant amount of tests and adjustments will be made to set up the appropriate working parameters of the technical equipment. Therefore, given the exceptional context and its unpredictable consequences, the data from operating the new building through 2015 will be reported, however they may not be considered as a representative baseline for future comparisons.

As an information-intensive organisation, the ECB depends on a vast IT infrastructure to run applications and support electronic communications. In 2014, efforts continued to support a transition to more efficient equipment, such as rolling out energy-efficient laptops instead of desktop computers and further expanding and encouraging the use of multifunctional devices across premises.

In the context of the relocation to the new premises, IT equipment was also partly renewed, with the outworn equipment being collected by a specialised provider for e-waste recycling and disposal.

Throughout 2014, the "Plants for Printers" campaign continued. In 2012, energy-efficient multifunctional devices (used to copy, scan and print) were rolled out across the ECB. In order to encourage staff to use these, the Green ECB team awarded an office plant to each staff member who returned their office printer and began to use the new shared multifunctional devices on each floor instead. Returned printers were collected by DG/IS for reuse at ECB workplaces, rather than ordering new printers. Outworn printers are returned for e-waste recycling and disposal as necessary.

⁸ Figures may not add up due to rounding.

The refurbishment of the Eurotower building started in early 2015 and will consider aspects strongly linked with increasing the building's efficiency, such as the installation of an energy-efficient sun shading system, a more efficient electrical system, the insulation of the concrete core, new air conditioning systems and more efficient elevators. Following the completion of the refurbishment and the relocation of staff, the landlord intends to apply for environmental certification for the building.

Energy	2010	2011	2012	2013	2014	Change 2014/2013 (%) ⁹
In total						
Total heating and cooling energy for all ECB premises (MWh)	24,146.6	19,608.3	21,778.2	22,167.5	20,039.4	-9.6%
Total electrical energy for all ECB premises (MWh)	18,910.2	19,586.0	19,010.7	19,853.9	19,532.7	-1.6%
- of which renewable electrical energy (MWh)	6,737.9	12,658.1	12,504.5	12,666.3	11,212.8	-11.5%
Production of electrical energy (MWh)	4,591.0	3,405.2	4,041.4	3,253.5	4,107.7	+26.3%
Renewable electrical energy (%)	35.6%	64.6%	65.8%	63.8%	57.4%	-6.4 pp ¹⁰
Electrical energy, heating, ventilation and cooling of external data centre space (MWh)			7,044.0	5,246.2	6,264.9	+19.4%
Per workplace						
Heating and cooling energy per workplace (kWh)	10,731.8	8,691.6	9,081.8	8,349.4	5,635.4	-32.5%
Electrical energy per workplace (kWh)	8,404.5	8,681.7	7,927.7	7,477.9	5,492.9	-26.5%

The consumption of electrical energy per workplace was 26.5% lower in 2014 than in 2013. Despite an increase in business activity and allocated workplaces, the total electrical energy consumption has remained relatively stable over the years, demonstrating an increase in energy efficiency and an improvement in the overall management of energy consumption.

It must be noted that, due to the relocation, the energy consumption figures do not include the entire yearly business-related usage, as the staff moved out of and between the rented premises in the city centre from October 2014 onwards. However, as the buildings remained in operation for the ECB, the overall energy consumption figures cover the entire year. The overall building consumption figures may not have been significantly affected by the relocation of the workplaces due to the preparatory works for the refurbishment of the Eurotower that followed the relocation, which still required the building to be operated within standard working parameters.

Total energy consumption for heating and cooling purposes decreased by 9.6% in 2014 compared with 2013, also including the consumption of the Japan Centre, which has been included in the scope since 2014. This decrease is mainly attributable to the relocation to the new premises, which left the Eurotower unoccupied over the last two months of 2014, thus reducing the need for

⁹ Figures may not add up due to rounding.

¹⁰ A percentage point (pp) is the arithmetical difference between two percentages.

heating and cooling at the previous levels. However, reductions have even been registered in the buildings that have not been affected by the relocation activities to the same extent, such as the old Commerzbank building. The mild weather conditions may also have influenced the need for heating and cooling over the year. Nonetheless, the 32.5% decrease in heating and cooling energy per workplace demonstrates an increase in energy efficiency.

Since 2009 electrical energy for the Commerzbank building has been supplied entirely from renewable sources, without creating any carbon dioxide emissions. The entire direct electrical energy supply of the ECB's rented space in both the Eurotheum and the Eurotower is generated locally by hydropower from the River Main, and the same is true for all of the electrical energy supplied to the new ECB premises since the construction phase.

The decrease in the share of renewable energy being supplied to the ECB can be attributed to the expansion of the scope of monitoring and reporting by adding a new building to the calculations. In absolute terms, the renewable energy supply decreased by 11.5%, mainly attributable to the decrease in consumption at the Eurotower and the old Commerzbank building, which were the main buildings affected by the relocation to the main ECB premises.

From 2010 to 2011 there was a general overhaul of the three combined heating and power units situated in the Eurotower. This explains the increase in the ECB's production of its own energy, following the decrease registered in 2013.

Material efficiency

Publications

Despite the target for the end of 2015 being a stable consumption of paper for official publications compared with 2013, a significant decrease was again registered. The 21.7% reduction in paper consumption comes despite the launch of the SSM and the euro campaign in Latvia, and is due to a transition to digital means of communication that alleviate the need for printed materials. Over the past three years the ECB has used a number of tools to communicate information about the new euro banknotes, including films, educational campaigns and a dedicated currency website with an interface that is translated into all EU languages, a smartphone app and online games, such as the popular Tetris game, which was launched earlier this year. In 2015 the ECB has already won two awards at the Excellence in Currency Awards, which are handed out every two years by the International Association of Currency Affairs. These awards were for two of the five categories, namely "Best Educational Programme" and "Best Currency Website".

In addition, most of the external communication regarding the SSM is channelled via the banking supervision website.

Publications	2010	2011	2012	2013	2014	Change 2014/ 2013 (%)
ECB publications (white paper and FSC mixed paper) (tonnes)	550.0	392.5	386.6	241.4	189.1	-21.7%

The number of printed publications has decreased significantly since the Governing Council's decision in June 2014 to stop printing hard copies of the ECB official publications altogether, for environmental and cost reasons. In line with this decision, the ECB switched to online-only production after informing all subscribers accordingly.¹¹ This development supports the ECB's digital communication strategy by making official publications available in electronic format (web PDF, e-PUB). To move further away from printed copies and also facilitate online usage on handheld devices, the design of the ECB's publications has been updated.

Office paper

The target for the end of 2015 is to reduce office paper consumption per workplace by 5%.

Office paper	2010	2011	2012	2013	2014	Change 2014/2013 (%) ¹²
Certified paper (thousands of sheets of A4 equivalent)	2,165	436	261	211	291	+37.8%
Recycled paper (100% recycled) (thousands of sheets of A4 equivalent)	17,000	17,900	18,200	18,255	19,300	+5.7%
Office paper consumption per workplace (sheets of A4 equivalent per year)	8,518	8,127	7,699	6,955	5,509	-20.8%
Share of recycled paper (%)	88.7%	97.6%	98.6%	98.9%	98.5%	-0.4 pp ¹³

Despite the number of printed sheets increasing by 1,125,000 pages (6.1%) in comparison with 2013, reflecting the expected increase in business activity and the establishment of the SSM, the office paper consumption per workplace fell by 20.8%, mainly due to the significant increase in the number of workplaces in comparison with the previous year. Wider use of the multifunctional printers that have been installed on each floor since 2012 continues to contribute to stabilising and potentially reducing printing over the forthcoming period. As they require users to reconfirm the print job before printing within a time frame of 36 hours, they facilitate the prevention of unnecessary printing and, at the same time, ensure the confidentiality of information. Moreover, staff are encouraged to avoid printing whenever possible and to select double-sided printing or printing in a condensed format.

All the paper used internally at the ECB generally has multiple environmental certifications, such as the Blue Angel, the EU-Ecolabel, FSC or ISO 14001 for the production facilities. For this reason, and due to the increasing variety of paper products being used, the white paper consumption category has been merged with the mixed paper category and renamed the "certified paper" category. Due to the fact that it is not a homogeneous stream of paper, a decision has been taken to use a white paper CO₂ conversion factor for the reporting of emissions (see Section 2.1 – Emissions).

11 Following the 2013 Governing Council decision to end the large-scale printing of the ECB's Annual Report and reduce the print run for all of the ECB's official publications, the production of hard copies was adjusted to correspond to the number of recipients who subscribed online.

12 Figures may not add up due to rounding.

13 A percentage point (pp) is the arithmetical difference between two percentages.

Office supplies

At the end of 2014, the office supplies catalogue included a total of 360 stationery articles, including toner cartridges. As of 2012, environmentally friendly products have an additional "ECO" marking in their description in order to make it easier for staff to identify them when placing their orders. Currently, 30.5% (i.e. 110 items) of these are environmentally certified, thus reaching the target set in 2014. However the intention is to further increase this share.

The Sustainable Procurement Guideline includes purchasing criteria for office equipment and supplies which are to be integrated into tender procedures.

Cleaning agents

Only a small number of the cleaning agents used on the ECB's premises contain hazardous substances. They are mostly used by the ECB's contractors. The majority of the cleaning agents used at the ECB have been awarded the EU Ecolabel. The significant increase in consumption of cleaning materials is due to the inclusion of the additional cleaning activities now being performed in the Japan Centre. All cleaning staff working for the service provider have been trained in the use and correct dosage of the cleaning products.

Cleaning agents	2010	2011	2012	2013	2014	Change 2014/2013 (%) ¹⁴
Cleaning agents (kg)	1,249.3	1,889.0	1,242.7	1,132.8	1,852.0	+63.5%

Chemicals for water treatment and cooling agents

Water treatment

Chemicals are used to treat fresh water and to soften the water in the buildings. The amount of chemicals used and the equipment are routinely checked in accordance with official regulations. In 2014, almost 4,660 kilograms of chemicals were used for water treatment. The reduction in comparison with the previous year may be due to an improvement in the water quality provided by the municipality, thus requiring less treatment on site.

Cooling agents

Cooling systems for air conditioning in the buildings contain cooling agents, such as Tetrafluoroethane R134a or a mixture of Difluoromethane and Pentafluoroethane R410a. Both are greenhouse gases that have no significant ozone depletion potential (affecting the ozone layer), but do have significant global warming potential. As a result, approximately 5kg of cooling agents that have an impact on the environment were recorded in 2014. The significant variation in the amounts recorded is the result of the different technological requirements of the cooling equipment, and maintenance work being performed involving cooling agents that are used to refill the systems.

Hazardous substances	2010	2011	2012	2013	2014	Change 2014/2013 (%) ¹⁵
Chemicals for water treatment (kg)	9,000.0	8,320.0	7,865.0	6,280.0	4,660.0	-25.8%
Cooling agents (kg)			22.5	18.2	5	-72.6%

¹⁴ Figures may not add up due to rounding.

¹⁵ Figures may not add up due to rounding.

Water and waste water

The water consumption table below shows the data for all technical and non-technical water used on the ECB's premises. Waste water is not directly measured, but is assumed to be equal to fresh water consumption. All waste water is discharged into the public sewer.

Water	2010	2011	2012	2013	2014	Change 2014/2013 (%) ¹⁶
Non-technical fresh water (sanitary facilities, kitchenettes, canteen) (m ³)	43,016.0	43,466.2	46,117.2	43,557.3	56,074.4	+28.7%
Technical fresh water building (m ³)	19,697.4	18,090.3	19,554.8	20,085.2	18,446.2	-8.2%
Total fresh water (m ³)	64,660.7	63,366.5	67,501.5	65,390.0	74,520.6	+14.0%
Waste water (m ³)	43,016.0	43,466.2	46,117.2	43,557.3	56,074.4	+28.7%
Non-technical fresh water per workplace (m ³ per year)	19.1	19.3	19.2	16.4	15.8	-3.9%
Total fresh water per workplace (m ³ per year)	28.7	28.1	28.1	24.6	21.0	-14.9%

If we compare data from 2014 with data from 2013, the total volume of water used increased by 14%, mainly due to the inclusion of data from the Japan Centre and the overall increase in workplaces, which resulted in a higher volume of water being used throughout the year. Despite the increase in total water consumption, non-technical fresh water consumption per workplace, which is the type of consumption that can be most influenced by staff, decreased by 3.9% compared with 2013, demonstrating increased awareness and more environmentally friendly behaviour. The total water consumption per workplace decreased by 14.9% due to the more efficient operation of the technical facilities combined with the overall increase in workplaces across the organisation.

Waste and recycling

The objective for the end of 2015 is to establish baselines for waste and recycling in the new premises. As more extensive disposal activities were expected and encouraged in relation to the relocation from the Eurotower building, the amounts of waste registered were deemed to be higher than in the previous years. In preparation for the move to the new building, several "spring cleaning" campaigns were organised in all buildings affected by the relocation, encouraging staff to responsibly dispose of documents and materials in order to avoid moving unnecessary volumes. To encourage staff to participate in the clean-up activities prior to the move, the ECB announced it would make a charity donation which was dependent on staff participation. The result was not only a significant amount of documentation being archived – over 2,500 books were returned to the ECB Library and approximately 3,600 fewer removal boxes were used as a result of the responsible disposal of outdated documents. The "spring cleaning" campaign meant that a total donation of €10,000 was equally distributed between a German association that focuses on supporting HIV-positive orphans in Kenya and a Spanish association that focuses on development projects in Cambodia. Both charities were selected based on the results of a staff vote.

These clean-up activities are particularly reflected in the 109.1% increase in the amount of confidential paper waste that has been collected and responsibly disposed of.

¹⁶ Figures may not add up due to rounding.

Waste	2010	2011	2012	2013	2014	Change 2014/2013 ¹⁷
Paper and cardboard waste, recycled (tonnes)	160.1	131.5	95.1	111.3	87.7	-21.2%
Confidential paper waste, recycled (tonnes)	101.4	100.4	123.8	109.8	229.7	+109.1%
Residual waste, incinerated/combusted waste (tonnes)	227.2	229.4	255.9	199.0	148.8	-25.2%
Electronic waste, recycled (tonnes)	3.1	23.0	31.7	34.5	21.4	-37.9%
Hazardous waste (used batteries and fluorescent tubes) (tonnes)	14.3	0.7	0.9	1.9	0.3	-84.21%
Paper and cardboard waste per workplace (kg per year)	71.1	58.3	39.6	41.9	24.7	-41.4%
Confidential paper waste per workplace (kg per year)	45.1	44.5	51.6	41.4	84.5	+104.3%
Residual waste per workplace (kg per year)	101.0	101.7	106.7	74.9	57.7 ¹⁸	-23.0%

The registered decrease of 21.2% in the amount of paper and cardboard waste is mainly due to the fact that a significant proportion of the paper waste disposal carried out in 2014 was related to the relocation and focused on the appropriate treatment of potentially sensitive documentation. This is also confirmed by the registered decrease in the residual waste that was collected, in both absolute and relative terms. In addition, as of 2015 waste generated in the old Commerzbank building is collected centrally together with the new Commerzbank tower and reported entirely by Commerzbank AG. Another potential contributory factor in the reduction in residual waste is the introduction of a separate collection for coffee grounds from the kitchenettes. This waste was then treated accordingly together with the rest of the food waste from the staff canteen.

The significant decrease in electronic waste is due to the fact that most of the electronic equipment being removed from the premises before the relocation has not been entirely decommissioned, but stored for later re-use or recycling. A charity donation scheme for functional equipment is currently being developed.

The relocation: a logistical masterpiece

Many can relate to how demanding it can be to plan, coordinate and carry out a move to a new home. Moving the headquarters of a European organisation like the European Central Bank proved to be the enormous undertaking that had been expected.

In each business area, relocation coordinators were appointed to ensure that the flow of information was established and maintained in both directions between the relocation team and staff. In October several guided tours of the new premises took place for staff and, in the Eurotower, the relocation desk was set up to give staff the opportunity to clarify any relocation-related questions they may have had.

Shortly before the actual move, a relocation manual was published to inform people of everything they needed to do before, during and after the relocation. For the first few days after the move to the new premises, "floorwalkers" were available at designated locations to help staff find their way around their new home.

For certain business areas, special arrangements had to be made to meet the high security requirements. Sensitive and confidential documents had to be packed in special security containers that were sealed and locked. The artwork also had to be handled in a special manner. The process of packing, dismantling and checking the condition of the artworks before they were either hung up or stored was coordinated by the art

¹⁷ Figures may not add up due to rounding.

¹⁸ As the residual waste collected in the old Commerzbank building is accounted and reported by the landlord, the current indicator does not take into consideration the workplaces allocated in that building.

team. Some 500 treasured artworks were moved and, although some of them are very fragile, they were all safely delivered.



Arrival of the boxes in the foyer of the high-rises.

From 31 October to 23 November 2014, 2,421 workplaces, including the IT equipment, were successfully moved to the new ECB premises.

More than 18,000 removal boxes, 500 security containers and 400 security file boxes were transported. Lining all of these up in a single row would cover a distance of more than 10 kilometres, which is almost the distance from the new premises to Frankfurt airport.

In order to move all these boxes and equipment, the transportation lorries had to make over 480 trips from the city centre to the new premises and back. The overall net weight of the load was approximately 350,000 kg, which is the same as the weight of around 250 medium-sized cars.

The total distance travelled by the lorries, including for delivery and recovery of the packaging material, was approximately 13,000 kilometres. An additional 8,000 kilometres were covered for the coordination and planning meetings before the relocation itself was initiated.



Lorries queuing in front of the new ECB premises

The carbon footprint associated with the relocation transportation, including planning and coordination meetings and the special relocation of the art collection, was estimated by the removal company to be approximately 24,000 kg CO₂ equivalent. By deploying reusable and recyclable packaging material, significant environmental impacts were avoided; however, the emissions associated with the 18,000 removal boxes amounted to approximately 46,000 kg CO₂ equivalent.

Emissions

In 2014 many of the carbon emission conversion factors were updated, based on the latest figures provided by the sources¹⁹. These updates have positively influenced the final carbon emissions figures for both the specific aspects and the total carbon footprint of the ECB, especially as the aspect-specific conversion factors have registered improvements compared with the previous years, as outlined below:

Conversion factor updated	Source	Change 2014/2013
Electricity	Direct supplier	-9.9%
Rail travel, short distance	TREMOD 5.41, German Ministry of Environment	-1.4%
Rail travel, long distance		-4.4%
Air travel, domestic		-13.9%
Air travel, short haul	2014 Guidelines – Defra/DECC's Greenhouse Gas Conversion Factors for Company Reporting	-30.2%
Air travel, long haul		+6.9%
Small car (petrol, up to a 1.4-litre engine)		-5.5%
Medium car (petrol, 1.4 to 2.0-litre engine)		-8.7%
Large car (petrol, 2.0-litre engine and above)		+7.4%
Small car (diesel, up to a 1.7-litre engine)		+22.5%
Large car (diesel, 2.0-litre engine and above)		+64.6%
Medium car (diesel, between 1.7 and 2.0-litre engine)	+83.3%	

¹⁹ Conversion factors are provided by the UK Government's Department for Environment, Food & Rural Affairs (DEFRA) and the Department of Energy & Climate Change (DECC), the German Ministry of Environment (Umweltbundesamt), the ECB's energy supplier, Deutsche Bahn and the Institute for Energy and Environmental Research (IFEU Institute).

The updates were carried out for natural gas, heating oil, gasoline, diesel fuel and travel (i.e. car, air, train and public transportation). The overall objective for the end of 2015 is to maintain emissions per workplace under the level recorded at the end of 2013. It was anticipated that business travel will increase substantially, especially as a result of the new tasks related to the implementation of the SSM.

CO ₂ emissions 2012-14 on the basis of the Greenhouse Gas Protocol	2011	2012	2013	2014	Δ 2014 / 2013	Change 2014/2013 (%) ²⁰
Indirect emissions – Scope 2	7,055.6	7,376.6	7,697.03	6,120.16	-1,576.9	-20.49%
Electric energy of ECB premises [tonnes of CO ₂ equivalent]	2,660.3	2,504.9	2,779.19	2,410.31	-368.9	-13.27%
Heating and cooling of ECB premises [tonnes of CO ₂ equivalent]	4,395.3	4,871.7	4,917.84	3,709.85	-1,208.0	-24.56
Indirect emissions – Scope 3	6,892.6	6,299.7	7,281.7	7,575.20	293.5	+4.03%
Business travel (car, train, plane) [tonnes of CO ₂ equivalent]	1,742.4	1,748.8	1,942.2	1,974.9	32.7	+1.7%
Travel of conference participants [tonnes of CO ₂ equivalent]	4,653.3	4,059.8	4,267.8	4,535.9	268.0	+6.28%
Office paper and ECB publications [tonnes of CO ₂ equivalent]	496.9	491.2	337.2	286.9	-50.3	-14.9%
Staff commute to work [tonnes of CO ₂ equivalent]	N/A	N/A	710.5	756.7	46.2	+6.5%
Cooling agents used at ECB premises [tonnes of CO ₂ equivalent]	N/A	N/A	23.9	20.9	-3.1	-12.8%
Electrical energy, ventilation and cooling of external data centre space [tonnes of CO ₂ equivalent]	N/A	4,085.5	0 ²¹	0	0	N/A
Total CO₂ emissions [tonnes of CO₂ equivalent]	13,948.2	13,676.3	14,978.7	13,695.4	-1,283.3	-8.6%

Tools designed to enhance online collaboration have been launched by DG Information Systems, such as an instant messenger and a telephone conference tool, in order to reduce the need for business travel. Overall carbon emissions have decreased by 8.6%, potentially due to the relocation which took place over the winter months, influencing the energy consumption of the buildings most affected by the move, i.e. the Eurotower and the old Commerzbank building. The total emissions per workplace decreased by 31.7%, reflecting not only the overall decrease in emissions but also the 33.9% increase in allocated workplaces registered in 2014.

The emissions from business travel remained relatively stable, with an increase of only 1.7%, relative to the corresponding increase in business activity. This slight increase is due to the improvement registered with the update of the carbon conversion factors for different means of transportation.²²

Emissions resulting from conference participants travelling to the ECB are based on a database of 23,660 valid entries, representing 12.9% more registered participants than in 2013. The corresponding carbon emissions did not register a similar increase, mainly due to the update of the carbon emissions for the different means of transportation.

²⁰ Figures may not add up due to rounding.

²¹ In 2013, the external data centre began converting the electricity consumed by the ECB into renewable energy.

²² For air and car travel, the conversion factors used are the Greenhouse Gas Conversion Factors for Company Reporting provided by the UK Government's Department for Environment, Food & Rural Affairs (DEFRA) and the Department of Energy & Climate Change. For emissions from public transportation and rail travel, the conversion factors are provided in the TREMOD 5.41 database, developed by the German Ministry of Environment (Umweltbundesamt).

One notable achievement is the continuous decrease in CO₂ emissions since 2011 in the area of official ECB publications. As of 2013, official publications have been printed only on demand. This significant reduction is reflected in the 14.9% reduction in emissions related to the overall paper consumption of the ECB, despite the increase in business activity and the euro campaign carried out in Latvia.

Emissions from staff members' commutes to work increased by 6.5%, mainly due to the increase in staff numbers following the intensive recruitment campaigns carried out to establish the SSM. Compared with 2013, approximately 27% more staff were considered in the calculations for the commuting emissions in 2014. In the spring of 2015 a discounted public transport ticket was made available to staff, not only to encourage a transition towards even more environmentally friendly behaviour when it comes to commuting to and from work, but also in relation to the commute between the different premises.

Green procurement

The objective for the end of 2015 is a 10% increase in the number of procurements that include environmental considerations. The ECB is on track to meet and probably exceed this target, as many tenders were launched in 2014 including such criteria. As most of these procedures are still ongoing, the final status will be reported in the consolidated 2016 environmental statement.

Throughout 2014, training sessions for purchasers continued and green procurement and the use of the Sustainable Procurement Guideline were included. Furthermore, feedback from last year's training participants was thoroughly assessed in order to identify further opportunities to enhance the introduction of the Sustainable Procurement Guideline and environmental considerations in the standard procurement training.

More special sessions on the Sustainable Procurement Guideline were planned and carried out with business areas not considered to be main purchasing areas, in order to raise their awareness of the opportunities that can be created by introducing such criteria in future tenders.

Raising awareness

The objective for 2015 in terms of raising awareness and outreach was to organise a "Green Day" at the main ECB premises, with the participation of national central banks and EU organisations. The "20 years of premium environmental management High Level Conference on EMAS" will be hosted by the ECB in November 2015 and will facilitate learning from front runners, promoting best practices and exploiting the full potential of green growth.

In addition, general awareness raising and encouraging staff to engage in more environmentally friendly behaviour continues to be pursued.

In order to promote general awareness of environmental issues, the environmental officer and his team were invited to talk about the "Green ECB" initiative at several divisional meetings. The environmental representatives also presented the initiative to their business areas or at section meetings and distributed related information to their colleagues, encouraging their active participation in Green ECB activities.

Two workshops for the ECB's environmental representatives took place in 2014, which comprised more than 30 representatives and deputies who are permanent ECB staff members from across

all hierarchical levels. The first workshop focused on effective group communication methods, whereas the second was dedicated to assessing the calculation and reporting boundaries of the carbon footprint of the ECB in accordance with the current relevant standards. The results of the second workshop will be used when further strengthening and expanding the environmental management system and carbon footprint calculations to include the new tasks and responsibilities resulting from operating a building entirely owned by the ECB.

ECB-wide activities promoting a change in behaviour included the organisation of a car-free day during European Mobility Week, encouraging staff to take public transport, or cycle or walk to work. As in previous years, the ECB also participated in the World Wildlife Fund's global "Earth Hour" initiative and engaged several of its external suppliers to support it.

Service providers also provide increasing opportunities for staff to further reduce their impact on the environment. For example, the insurance provider is offering and promoting an online claiming service and online settlement notes which are rapidly being taken up by ECB staff, replacing the paper-based alternative. In 2014, 32% of all registered claims were carried out online with a registered monthly increase from 23% in January to 46% in December. In addition, over 70% of covered staff have activated their online settlement notes rather than using the printed option.

2.2 CO₂ footprint in 2014

The ECB's carbon footprint, as outlined below, is calculated on the basis of the environmental inventory figures.

The calculation includes indirect CO₂ emissions arising from the consumption of electric energy, heating and cooling energy, staff business travel, paper consumption, cooling agents used at the ECB's premises (these have been taken into account since 2012) and staff commuting to and from work (taken into account since 2013).

Since 2010, the footprint calculation²³ has included indirect emissions from Scope 2 and Scope 3.

Emissions from Scope 2 arise from the consumption of electrical energy and energy consumption for heating and cooling purposes. Scope 3 emissions result from staff business travel, office paper consumption and ECB publications.

Direct CO₂ emissions (Scope 1), such as those resulting from the consumption of fuel by the eight ECB-owned cars as well as from emergency power units, were not taken into account since they are fairly insignificant.

In recent years, the footprint has been extended to cover, in 2011, Scope 3 CO₂ emissions resulting from travel by external participants to ECB conferences and special events, and in 2012, CO₂ emissions from the external data centre space (electrical energy, ventilation and cooling) and from cooling agents used at the ECB premises.

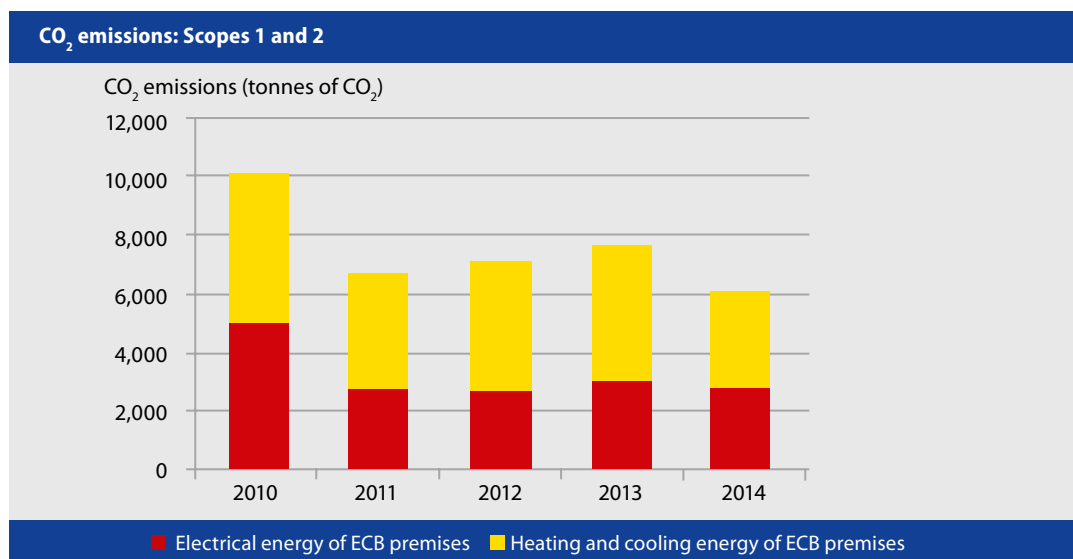
²³ CO₂ equivalents were calculated using approved conversion factors obtained from the ECB's energy suppliers for heating, cooling and electrical energy, DEFRA and Deutsche Bahn conversion factors for rail travel, and the conversion factor of the Institute for Energy and Environmental Research (IFEU Institute) for paper consumption.

Emissions resulting from staff commuting to and from work were included in the environmental statement for the first time in 2013. Also since 2013, electrical energy emissions from the external data centre space have been offset by the supplier.

Scope 2 Indirect emissions

CO ₂ emissions on the basis of the Greenhouse Gas Protocol	2010	2011	2012	2013	2014
Direct emissions – Scope 1					
Scope 1 (tonnes)	no data	no data	no data	no data	no data
Indirect emissions – Scope 2					
Electrical energy at ECB premises (tonnes of CO ₂ equivalent)	4,661.99	2,660.30	2,504.92	2,779.19	2,410.31
Heating and cooling of ECB premises (tonnes of CO ₂ equivalent)	5,408.54	4,395.30	4,871.65	4,917.84	3,709.85
Scope 2 (tonnes)	10,070.53	7,055.60	7,376.57	7,697.03	6,120.16

Scope 2 emissions in 2014 amounted to 6,120.16 tonnes, a decrease of 1,576.9 tonnes from the previous year. The CO₂ emissions from **electrical energy and from the heating and cooling of ECB premises** during 2014 and the previous years, as well as the reasons for the decrease, are detailed in the table entitled “CO₂ emissions 2012-14 on the basis of the Greenhouse Gas Protocol” (see Section 2.1 – Emissions).



Scope 3 Indirect emissions

Indirect emissions – Scope 3 (expanded)	2010	2011	2012	2013	2014
Office paper and ECB publications [tonnes of CO ₂ equivalent]	668.3	496.9	491.2	337.2	286.9
Business travel (car, train, plane) [tonnes of CO ₂ equivalent]	1,514.8	1,742.4	1,748.8	1,942.2	1,974.9
Travel by conference participants [tonnes of CO ₂ equivalent]		4,653.3	4,059.8	4,267.8	4,535.9
Staff commuting to work [tonnes of CO ₂ equivalent]				710.5	756.7
Cooling agents used at ECB premises [tonnes of CO ₂ equivalent]			31.1	23.9	20.9
Electrical energy, ventilation and cooling of external data centre space ²⁴ [tonnes of CO ₂ equivalent]			4,085.5	0	0
Scope 3 (tonnes)	2,183.1	6,892.6	10,416.3	7,281.7	7,575.2

Scope 3 indirect emissions amounted to 7,575.2 tonnes, an increase of 293.5 tonnes. CO₂ emissions from office paper and ECB publications have registered a 14.9% decrease in comparison with 2013, mainly due to considerably reduced consumption in the area of official publications. Despite an absolute increase in internal paper consumption, reflecting the increased business activity and the new mandate of the SSM, the internal paper consumption per workplace decreased by 20.8% in comparison with 2013 (please refer to Section 2.1 – Office Paper).

CO₂ emissions from **business travel** (by plane, train and car) have increased by 1.7% since 2013, despite the increase in business activity and corresponding need for travel. The relatively small increase in emissions is due to the update provided by DEFRA of CO₂ conversion factors for the principal means of transportation. A regular shuttle connecting the main ECB building with the rented premises in the city centre has been launched and its corresponding emissions have been added to the overall business travel CO₂ emissions.

Since April 2013, Deutsche Bahn has assured its Bahn corporate customers that 100% green energy is used on all long-distance trips within Germany, including the electricity provided on board for laptops and smartphones. Therefore, business trips with Deutsche Bahn in 2014, amounting to over 900,000 passenger kilometres, were certified to be CO₂-free.

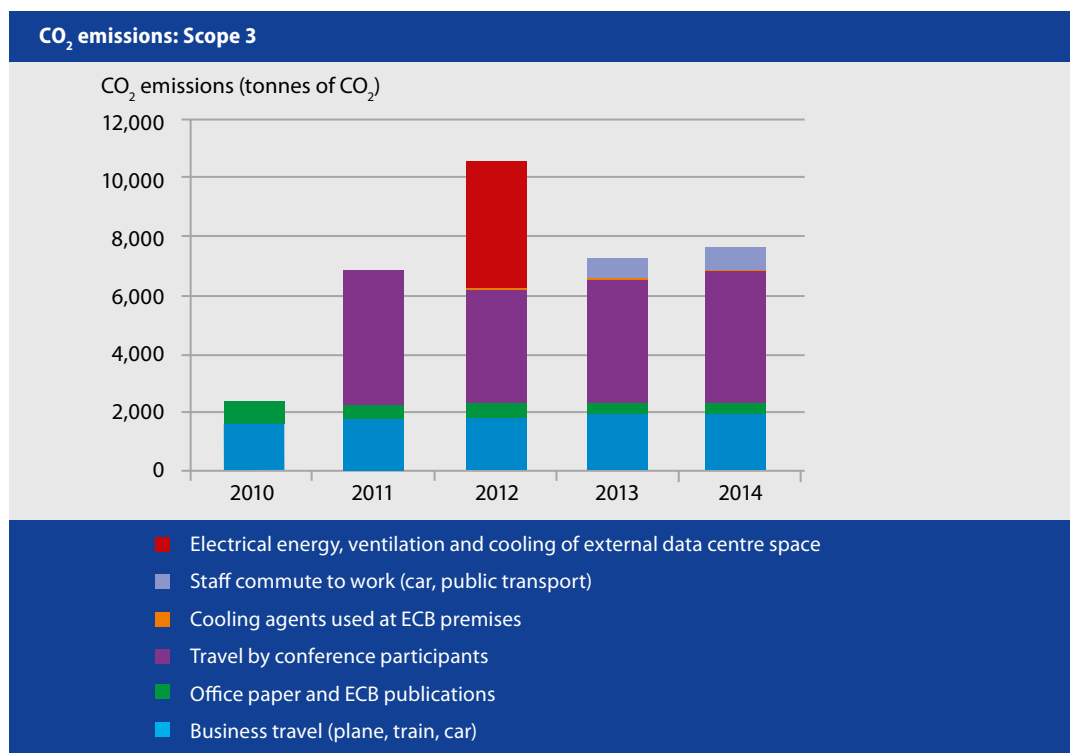
The CO₂ emissions resulting from the **travel of conference participants** was estimated to amount to 4,535.9 tonnes. As with business travel, the relatively limited increase in emissions from the travel of conference participants is mainly due to the update of conversion factors related to using different means of transportation. The overall amount was calculated on the basis of database entries indicating from where participants had travelled, as well as on assumptions regarding the means of transportation. Moreover, it is possible that these emissions were already taken into account by the participants' own organisations, so there is potential for double-counting.

²⁴ In 2013, the external data centre began converting the electricity consumed by the ECB into renewable energy.

CO₂ emissions resulting from **staff commuting to and from work** were taken into account in the CO₂ footprint for the first time in 2013. After one year, the corresponding emissions increased by 6.5%, mainly due to the increase in staff in 2014. A subsidised monthly public transport ticket was introduced in early 2015 in order to encourage staff to switch to more environmentally friendly means of transportation for their daily commute to and from work, but also for their local business travel needs. On regular working days ECB staff members commute from home to work via public transport, car, cycling and walking. The corresponding CO₂ emissions were calculated on the basis of 2,621 data records containing data on the distance travelled. Information about the choice of mode of transport and number of commuting days was extrapolated from a mobility questionnaire conducted in 2012 with 490 respondents. Another mobility questionnaire was published at the end of 2014 and, in order to maintain data comparability, the results will be used in the emissions calculations as of 2016. Moreover, in order to promote a flexible working environment, the maximum number of teleworking hours was extended as of 2014 to 40 hours per month. Teleworking is increasingly popular, with 93% of staff members having access to the ECB's teleworking provisions and approximately 73% of staff members having teleworked on at least one occasion.

Cooling agents used in the air conditioning systems on the ECB's premises emitted 20.9 tonnes of CO₂ in 2014. There is relatively high variation in the amounts of cooling agents recorded over the years, resulting from the different technological requirements of the cooling equipment and the frequency of maintenance works performed involving cooling agents being used to refill the systems.

Since 2013, the energy used at the external data centre has been produced entirely from hydropower and, as a result, there are no associated CO₂ emissions.



2.3 Environmental management programme

In order to further increase environmental performance and in accordance with the objectives and targets set by the Executive Board, an environmental management programme (EMP) containing concrete measures has been formulated.

The current environmental management programme was adopted in accordance with the ECB's environmental framework for the period 2014-15. The table below shows the status of the programme measures at the end of 2014.

Aspect	Measure	Status	Information
Energy efficiency	Implement remote IT power management system (transferred to EMP 2014-15).	Ongoing	Highly energy-efficient equipment has been deployed in the past two years and the benefits of implementing such a measure are now considered outweighed by the operational and security restrictions. Alternative opportunities are being assessed.
	Integrate energy-efficiency considerations in the refurbishment of the Eurotower.	Ongoing	Environmental considerations have been included in the contractual agreement for the refurbishment. The refurbishment of the Eurotower considers aspects strongly linked with increasing the building's efficiency, such as the installation of an energy-efficient sun shading system, a more efficient electrical system, the insulation of the concrete core, dishwashers fitted with substantial energy-saving features (e.g. heat pumps), new air conditioning systems and more efficient elevators.
Material efficiency	Establish a separate collection of waste at the NEP**, i.e. extension of organic waste collection in offices.	Ongoing	Separate collection of packaging waste has been added to the waste collection streams. Further opportunities are currently being assessed.
	Introduction of electronic signatures, i.e. for paperless invoicing.	Ongoing	Electronic signatures have very complex technical and legal requirements. Inter-institutional collaboration on the matter has been initiated.
	Reduce the number of office printers per workplace.	Ongoing	"Plants for Printers" campaign is still ongoing. Due to the relocation to the main ECB building, about 141 printers have been removed and stored for re-use or recycling.

Emissions	Develop a strategy for defining a policy to compensate for residual CO ₂ emissions.	<i>Ongoing</i>	The ECB joined the Interinstitutional Environmental Management Encounter Group (GIME) to try to define a common policy for European institutions with regards to offsetting residual CO ₂ emissions.
	Further develop the environmental management module in the CAFM* system of the NEP** (transferred to EMP 2014-15).	<i>Ongoing</i>	The CAFM platform is under development; the environmental module will combine and compile already-existing data in the system.
Travel and commuting	Implement state-of-the-art, real-time communication tools between the ECB's premises and with external parties, e.g. video conferencing (including small-scale solutions), shared screens, etc.	<i>Ongoing</i>	Tools for instant messaging and secure teleconferences were launched in early 2015, with the latter also being used with external participants.
	Strengthen the teleworking environment.	<i>Ongoing</i>	Teleworking time was doubled in 2014, to 40 working hours per calendar month.
	Set up a bike-sharing scheme to support environmentally friendly commuting between the premises.	<i>Ongoing</i>	Opportunities are under assessment; one pilot launched, demonstrating high administrative requirements.

Awareness and outreach	Include a “sustainable investment” option for ECB staff pensions (transferred to EMP 2014-15).	<i>Ongoing</i>	Considerations for the future tendering process have been advanced to the responsible areas.
	Implement a communication campaign to introduce staff to the environmental aspects of the new ECB premises (e.g. via a green-office guide, floor walks with staff, etc.).	<i>Ongoing</i>	An online wiki page is being set up to act as a guide. An email is being sent to new staff introducing them to the relevant environmental aspects and how they can contribute to improving the ECB's environmental performance. Several guided tours were carried out; however, due to time constraints they have been discontinued.
	Foster inter-institutional cooperation on environment-related topics (e.g. carbon emissions, sustainable procurement, etc.).	<i>Ongoing</i>	“20 years of premium environmental management - High Level Conference on EMAS” will be hosted by the ECB. Participation is pursued for upcoming conferences and management meetings organised between national central banks.
	Assess the impact of service providers on the organisational footprint and identify opportunities to reduce it.	<i>Ongoing</i>	Internal environmental verifications with about 50% of the external service providers have been carried out and will be continued. The external service providers verified in 2014 were the ones identified as having a more significant environmental impact.
	Further develop the organisational rules on procurement to better reflect the ECB's commitment to sustainable procurement.	<i>Ongoing</i>	A proposal for the amendment of the ECB's Rules on Procurement has been advanced by the Central Procurement Office (CPO).
	The sustainable procurement awareness workshop will be opened up to all ECB business areas involved in procurement activities.	<i>Ongoing</i>	CPO awareness-raising sessions extended to areas other than the main procuring areas.

*CAFM – Computer-Aided Facility Management

** The New ECB Premises project (NEP) refers to the ECB Main Building.

2.4 Environmental self-assessment

Despite significant organisational changes, such as the establishment of the SSM and the completion of and relocation to the new ECB premises, which all generated a considerable increase in business activity, environmental impacts have nevertheless been kept under control. This is partly reflected in the decrease in consumption and carbon emission figures. Since the relocation to the new premises, the building operation parameters have been continuously monitored and adjusted to ensure comfortable working conditions while considering energy efficiency requirements.

The integration of the new premises and new staff into the EMS will be carried out gradually, as the operation of the building and the infrastructural setup will stabilise and fully accommodate the operational and technical requirements. As the building automation system of the new premises is designed to operate at high technical standards and the refurbishment of the Eurotower is being carried out under stringent requirements in terms of energy efficiency, the focus on increasing awareness and engagement among staff remains at the core of the ECB's EMS.

Follow-up on the recommendations from the European Court of Auditors (ECA) to the ECB on the management of its carbon footprint

In May 2014 the ECA published a report on the ECB's management of its carbon footprint. Focusing on the period between 2008 and 2013, the report analysed the ECB's efforts to reduce the negative impact of its administrative operations and concluded by issuing seven recommendations to the ECB. Below are the recommendations and the replies that the ECB has since issued in response. The ECB continues to address the ECA's recommendations.

1. The ECB should continue to reduce CO₂ emissions, and define a policy to compensate for residual CO₂ emissions.

The ECB continues its efforts to reduce CO₂ emissions. Although a policy to compensate for residual CO₂ emissions has not been approved, the ECB is currently performing a benchmarking exercise that includes other international financial institutions, in order to develop an optimal policy to submit to the Management Committee.

2. The calculation of the ECB's carbon footprint should be improved by taking into account the guidance provided in the European Commission's Organisation Environmental Footprint (OEF) method.

The ECB has performed a CO₂ boundary assessment in collaboration with an external consultancy firm, in order to refine the scope of its carbon footprint reporting. As the European Commission's OEF method is still in its pilot phase, the ECB is monitoring its results with the aim of integrating it into the calculation of the carbon footprint. In the meantime, the ECB joined the Inter-institutional Environmental Management Encounter Group (GIME), an inter-institutional working group whose objective is to meet at regular intervals to share information and practices in the areas of environmental protection and environmental management systems. The focus of these meetings is, inter alia, defining a common strategy for the EU institutions in relation to strategies to offset carbon emissions.

3. The ECB should make sure that high standards in terms of energy performance are applied for the renovation of the Eurotower building.

The ECB has included an environmental clause in the agreement concluded with the Eurotower's landlord concerning the necessary refurbishment works and standards to be followed. The refurbishment includes many aspects to increase the building's efficiency and, following the completion of the refurbishment and the relocation of staff, the landlord intends to apply for environmental certification for the building.

4. As regards activities related to environmental awareness-raising and behavioural change among ECB staff, the EMAS environmental programme should include measurable indicators to assess progress and impact, for example monitoring of the number of staff using public transport for commuting.

The ECB has incorporated indicators to assess progress made in this area by measuring the participation in its activities aimed at the environmental representatives and in the campaigns devoted to specific business areas. Over the years, repeated staff surveys have helped to monitor and calculate how staff commuting behaviour has changed. All staff campaigns include targets and performance indicators to assess the success of the initiatives.

5. The ECB should adhere to the European Code of Conduct on Data Centre Energy Efficiency.

The ECB fully supports the objective of the voluntary European Code of Conduct on Data Centre Energy Efficiency and it will consider applying for participant status upon completion of the relocation to the main building. The operation of the data centre will be within the expected parameters. Since 2013, electrical energy emissions from the external data centre space have been offset by the supplier.

6. The ECB should amend its Rules on Procurement in order to better reflect its commitment to sustainable procurement.

The legal framework for the procurement of goods was revised in 2014 and is currently undergoing the approval process. Environmental characteristics of goods, services and works to be procured have been included in the Rules on Procurement and the Central Procurement Office ensures that appropriate environmental considerations have been taken in all procurement processes.

7. The ECB should report on achievements in implementing its Sustainable Procurement Guideline in its annual Environmental Statements.

The ECB is on track to achieve the objective of at least 10% green procurement by 2015. Currently, 30.5% of stationery articles are environmentally certified. The Sustainable Procurement Guideline and the environmental considerations are being included in the standard procurement training for procurement staff, as well as for business areas.

3 Environmental verifier's declaration

Prof. Dr.-Ing. Jan Uwe Lieback, with EMAS environmental verifier registration number DE-V-0026, accredited and licensed for scopes 64.1 and 84.1, declares to have verified the whole of the European Central Bank (ECB), registration number D-125-00045, at its site at Kaiserstraße 29, 60311 Frankfurt am Main, Germany (Eurotower), as indicated in this updated environmental statement for 2015.

The European Central Bank meets all requirements of Regulation (EC) No 1221/2009 of the European Parliament and of the Council of 25 November 2009 on the voluntary participation by organisations in a Community eco management and audit scheme (EMAS).

By signing this declaration, we declare that:

- the verification and validation has been carried out in full compliance with the requirements of Regulation (EC) No 1221/2009;
- the outcome of the verification and validation confirms that there is no evidence of non-compliance with applicable legal requirements relating to the environment;
- the data and information of the environmental statement of the ECB reflect a reliable, credible and correct image of the organisation's activities within the scopes mentioned in the environmental statement.

This document is not equivalent to EMAS registration. EMAS registration can only be granted by a Competent Body under Regulation (EC) No 1221/2009. This document shall not be used as a stand-alone piece of public communication.

Done at Frankfurt am Main on 26/08/15



Prof. Dr.-Ing. Jan Uwe Lieback
Verifier DE-V-0026
GUT Zertifizierungsgesellschaft für Managementsysteme mbH
Umweltgutachter DE-V-0213
Eichenstraße 3b
D-12435 Berlin
Tel.: +49 30 2332021 - 0
Fax: +49 30 2332021 - 39
E-mail: info@gut-cert.de

Green ECB contact person:

Frank C. Hofmann
Environmental Officer
European Central Bank
DG Administration
Sonnemannstrasse 22
60314 Frankfurt am Main
Germany
Tel.: +49 (0) 69 1344 7012
Fax: +49 (0) 69 1344 7506
greenecb@ecb.europa.eu

Do you need to print this document?

Please note that in order to discourage unnecessary printing and to monitor the impact of our publication, the statement has been encrypted to prevent default printing.

If you do wish to print this document, please send an e-mail to

statement2015.GreenECB@ecb.europa.eu

to request the password, mentioning how many printouts you intend to make.²⁵

25 Personal data and e-mail privacy policy:

Legal basis – The policy on the protection of individuals with regard to the processing of their personal data by the Community institutions and bodies is based on Regulation (EC) No 45/2001 of the European Parliament and of the Council of 18 December 2000. The ECB processes personal data in accordance with this Regulation. Data Protection Officer – Within the ECB, the Data Protection Officer ensures that the provisions of the above Regulation are applied and advises controllers on fulfilling their obligations (see Article 24 of the Regulation).

