

€CONFERENCE - SLOVENIA 2007

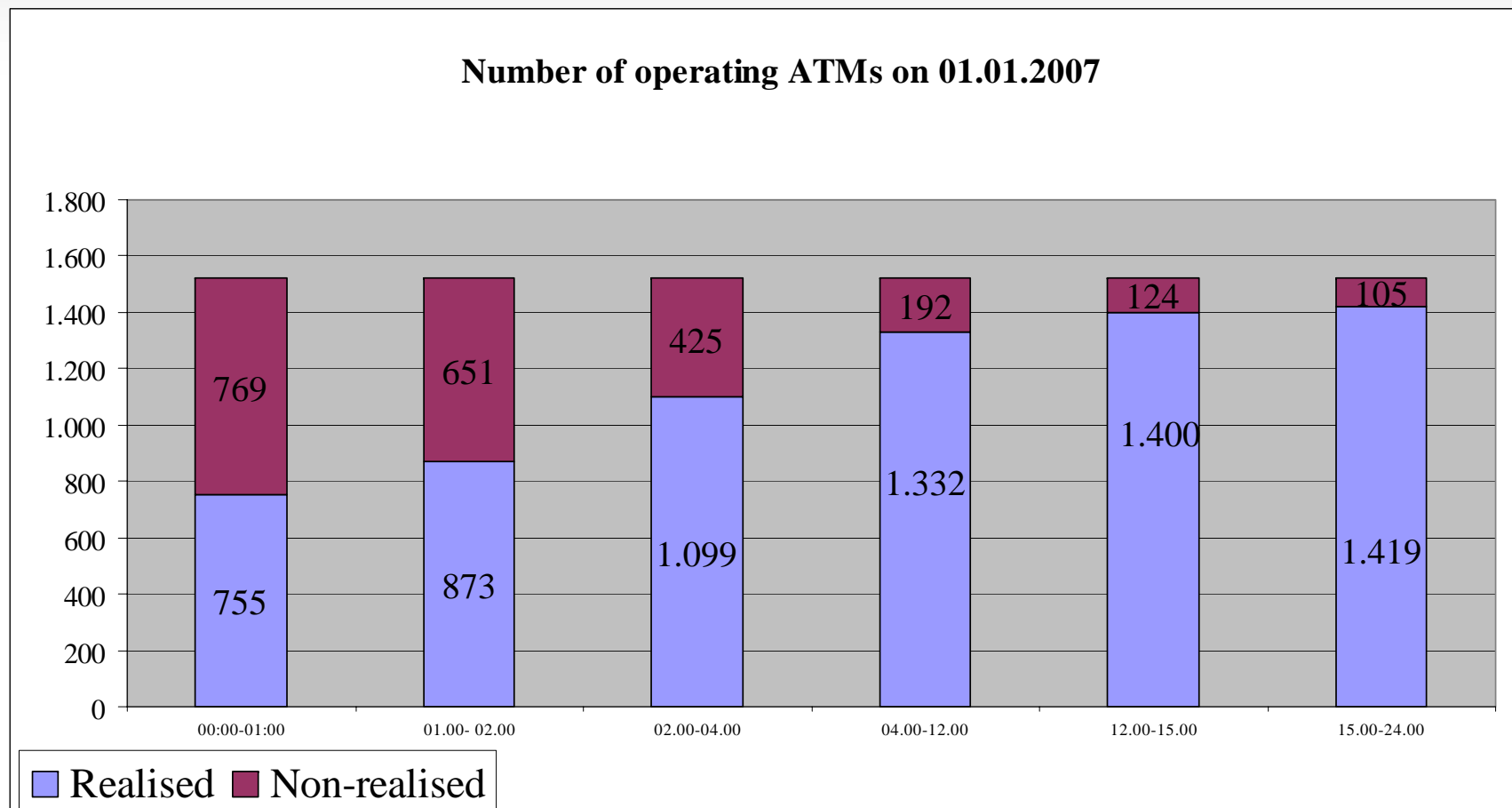
Ljubljana, 15 January 2007

Darko Bohnc
Vice Governor

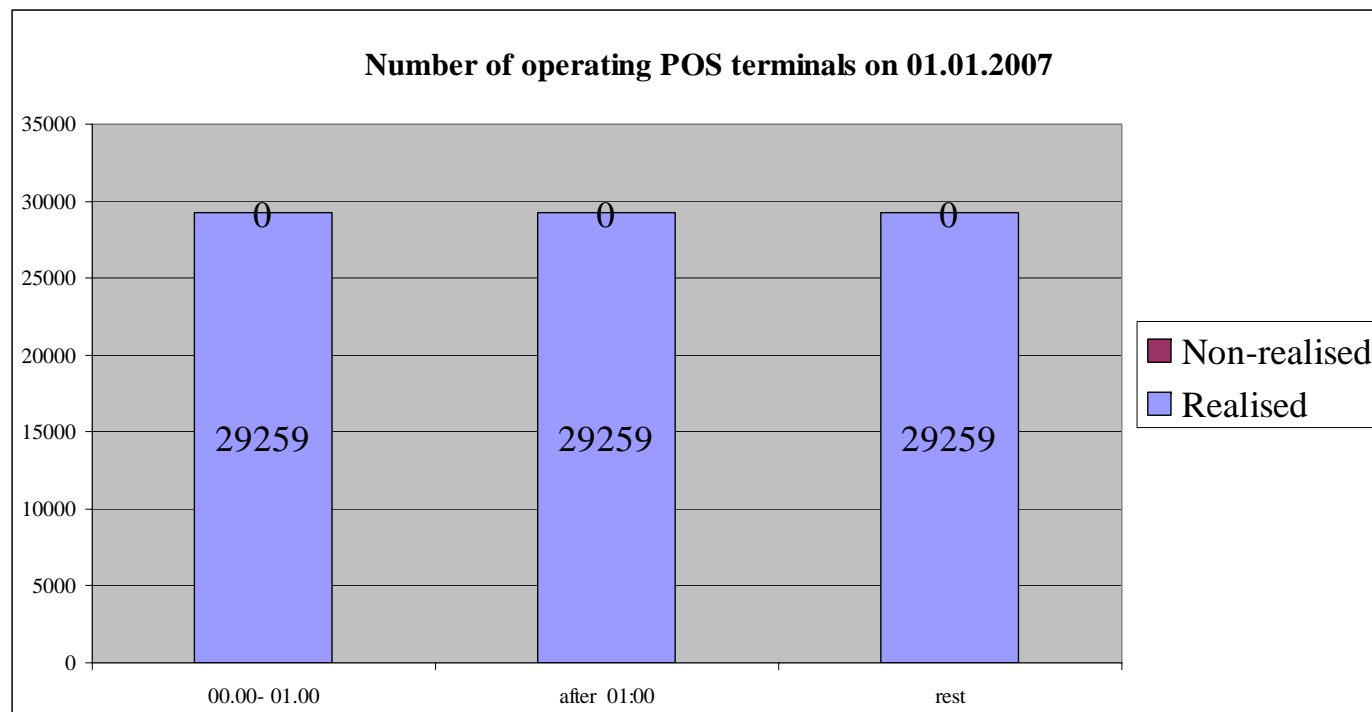
Change over to euro in Slovenia - the story

- ATMs, POS
- Frontloaded and subfrontloaded banknotes and coins
- Cash in circulation
- Ex ante euroization
- Settlement of payments, compared to last year
- Integration into euro money market

Number of operating ATMs on 01.01.2007



Number of operating POS terminals on 01.01.2007



ATMs – data relate to 02.01.2007

| | Bankart |
|---|----------------|
| Total number of ATM cash withdrawals on the reporting date | 58.570 |
| Cumulative number of ATM cash withdrawals since 1 January 2007, 0:00h | 96.826 |
| Total value of ATM cash withdrawals on the reporting date (in million €) | 3,145 |
| Cumulative value of all ATM cash withdrawals since 1 January 2007, 0:00h (in million €) | 4,869 |
| % of ATMs converted on reporting date | 97,05% |

BANKA SLOVENIJE

BANK OF SLOVENIA

Frontloaded and subfrontloaded Eurobanknotes

| Denomination | Frontloaded | | Subfrontloaded (until 31.12.) | | |
|--------------|-------------------------|---------------------|-------------------------------|---------------------|-----------------|
| | Quantity (in pieces) | Value (in euros) | Quantity (in pieces) | Value (in euros) | Share (in %) |
| 5 € | 8.603.500 | 43.017.500 | 858.895 | 4.294.475 | 10% |
| 10 € | 14.391.900 | 143.919.000 | 306.175 | 3.061.750 | 2% |
| 20 € | 13.747.500 | 274.950.000 | 110.848 | 2.216.960 | 1% |
| 50 € | 3.838.100 | 191.905.000 | 7.613 | 380.650 | 0% |
| 100 € | 792.000 | 79.200.000 | 1.359 | 135.900 | 0% |
| 200 € | 109.100 | 21.820.000 | 100 | 20.000 | 0% |
| 500 € | 34.300 | 17.150.000 | 0 | 0 | 0% |
| Total | 41.516.400 | 771.961.500 | 1.284.990 | 10.109.735 | 3% |

BANKA SLOVENIJE

BANK OF SLOVENIA

Frontloaded and subfrontloaded Eurocoins

| | Frontloaded | | | Subfrontloaded (until 31.12.) | | |
|--------------|-------------------------|-------------------|-------------------|-------------------------------|------------------|-----------------|
| | Quantity (in pieces) | Value (in €) | Weight (in kg) | Quantity (in pieces) | Value (in €) | Share (in %) |
| 1 c | 21.382.000 | 213.820 | 49.606 | 2.506.041 | 25.060 | 11,72% |
| 2 c | 21.281.000 | 425.620 | 65.545 | 2.132.193 | 42.644 | 10,02% |
| 5 c | 19.042.000 | 952.100 | 75.025 | 2.140.224 | 107.011 | 11,24% |
| 10 c | 16.882.500 | 1.688.250 | 69.556 | 1.684.034 | 168.403 | 9,98% |
| 20 c | 17.565.500 | 3.513.100 | 101.353 | 2.008.454 | 401.691 | 11,43% |
| 50 c | 13.725.500 | 6.862.750 | 107.471 | 1.528.688 | 764.344 | 11,14% |
| 1 € | 11.639.400 | 11.639.400 | 87.994 | 947.597 | 947.597 | 8,14% |
| 2 € | 11.624.200 | 23.248.400 | 99.503 | 892.062 | 1.784.124 | 7,67% |
| Total | 133.142.100 | 48.543.440 | 656.054 | 13.839.293 | 4.240.875 | 10,39% |

BANKA SLOVENIJE

BANK OF SLOVENIA

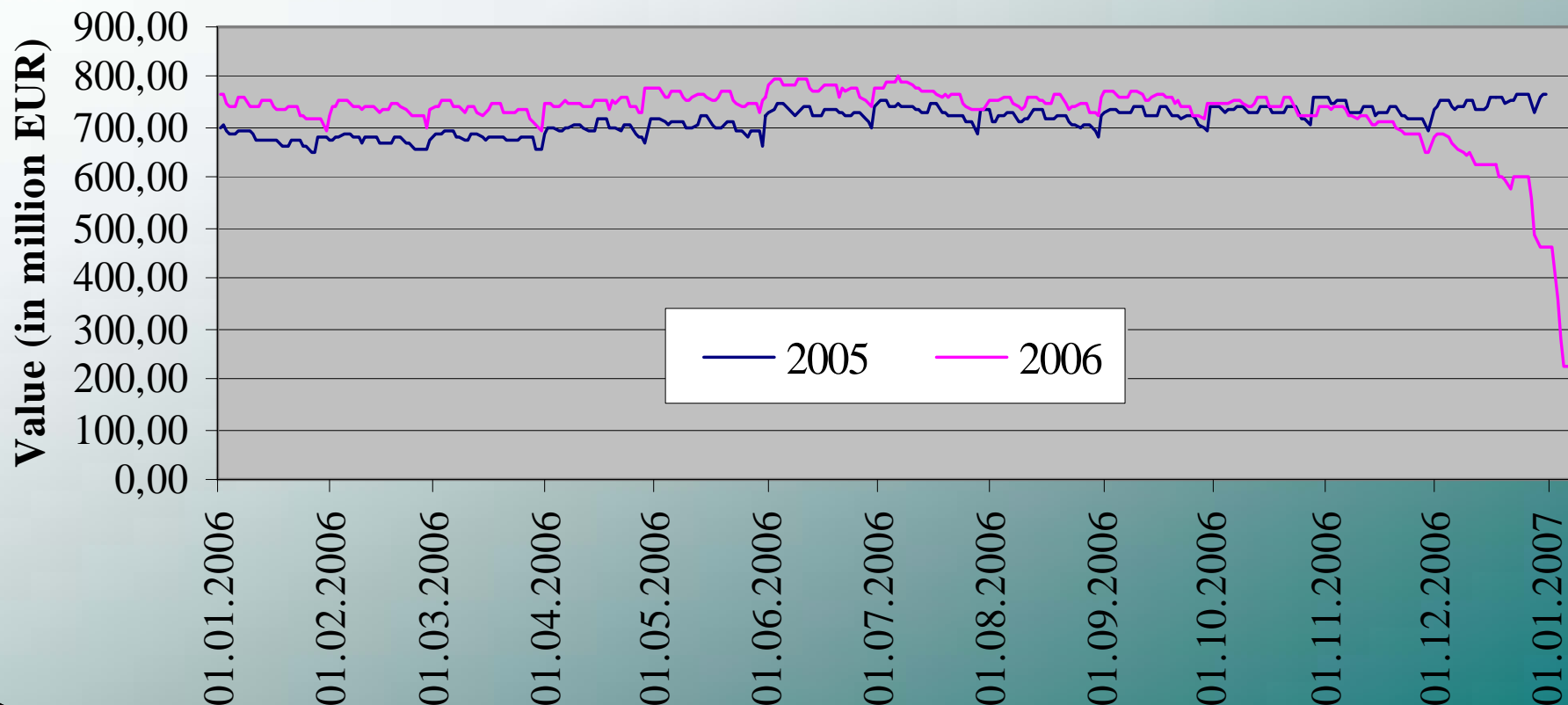
Starter kits and sets of coins

| | Sold until 29.12. (in pieces) | Rest (in pieces) | Sold until 29.12. (in %) |
|--------------------------------|-------------------------------------|---------------------|--------------------------------|
| Public starter kits | 432.737 | 72.032 | 85,73% |
| Retail starter kits | 36.749 | 113.686 | 24,43% |
| Sets of coins | 72.080 | 18.420 | 79,65% |

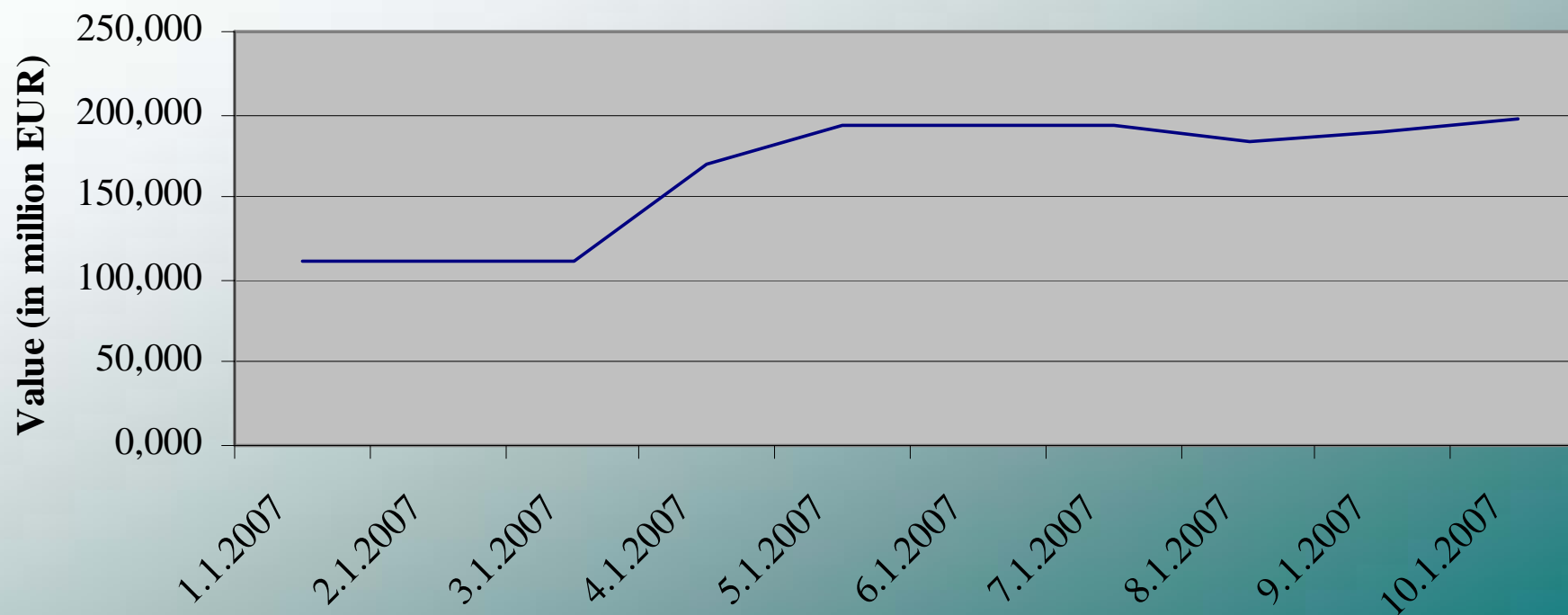
BANKA SLOVENIJE

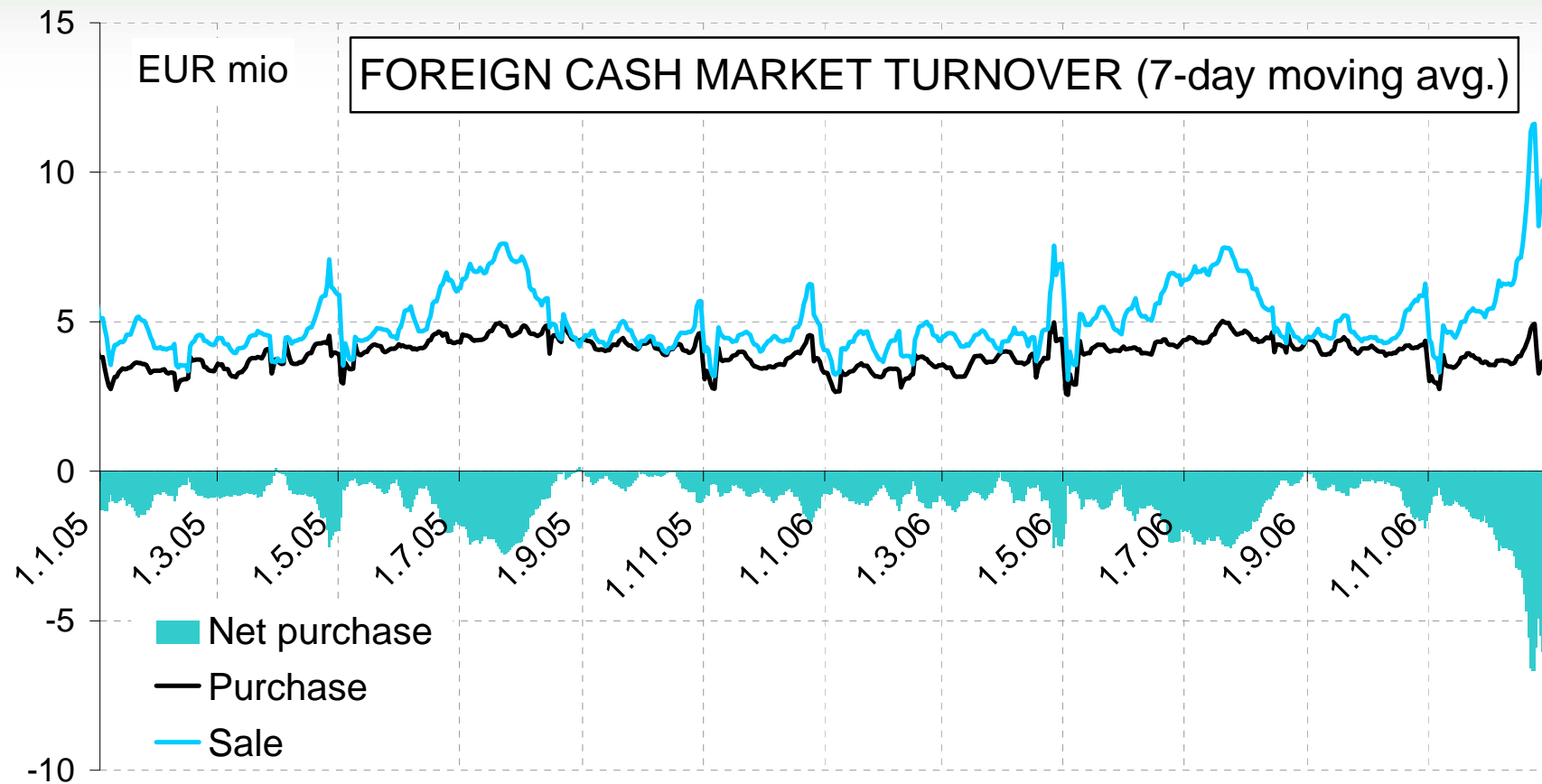
BANK OF SLOVENIA

Tolar cash in circulation - excluding banks treasuries

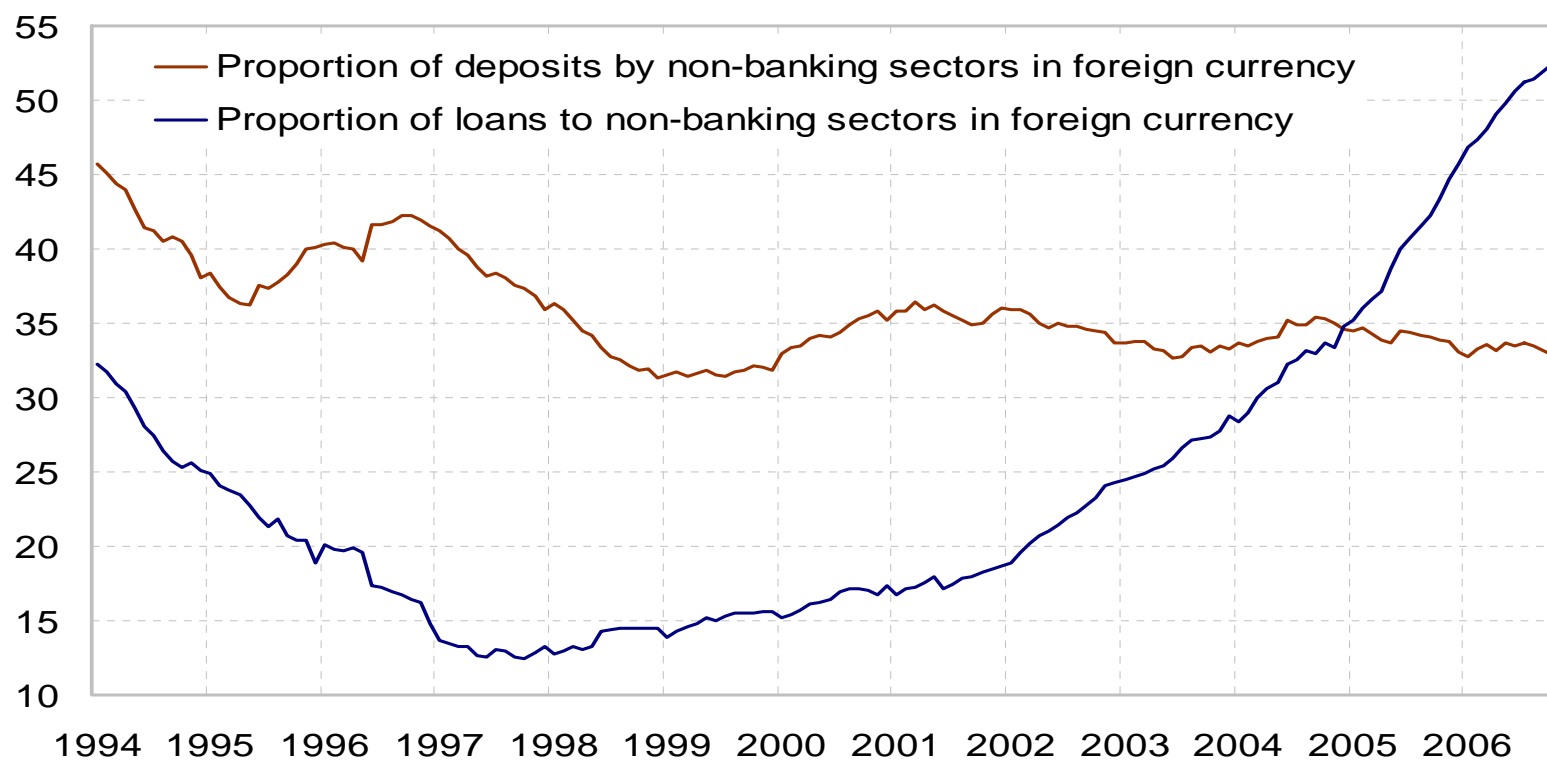


Euro cash, supplied to nonbanks

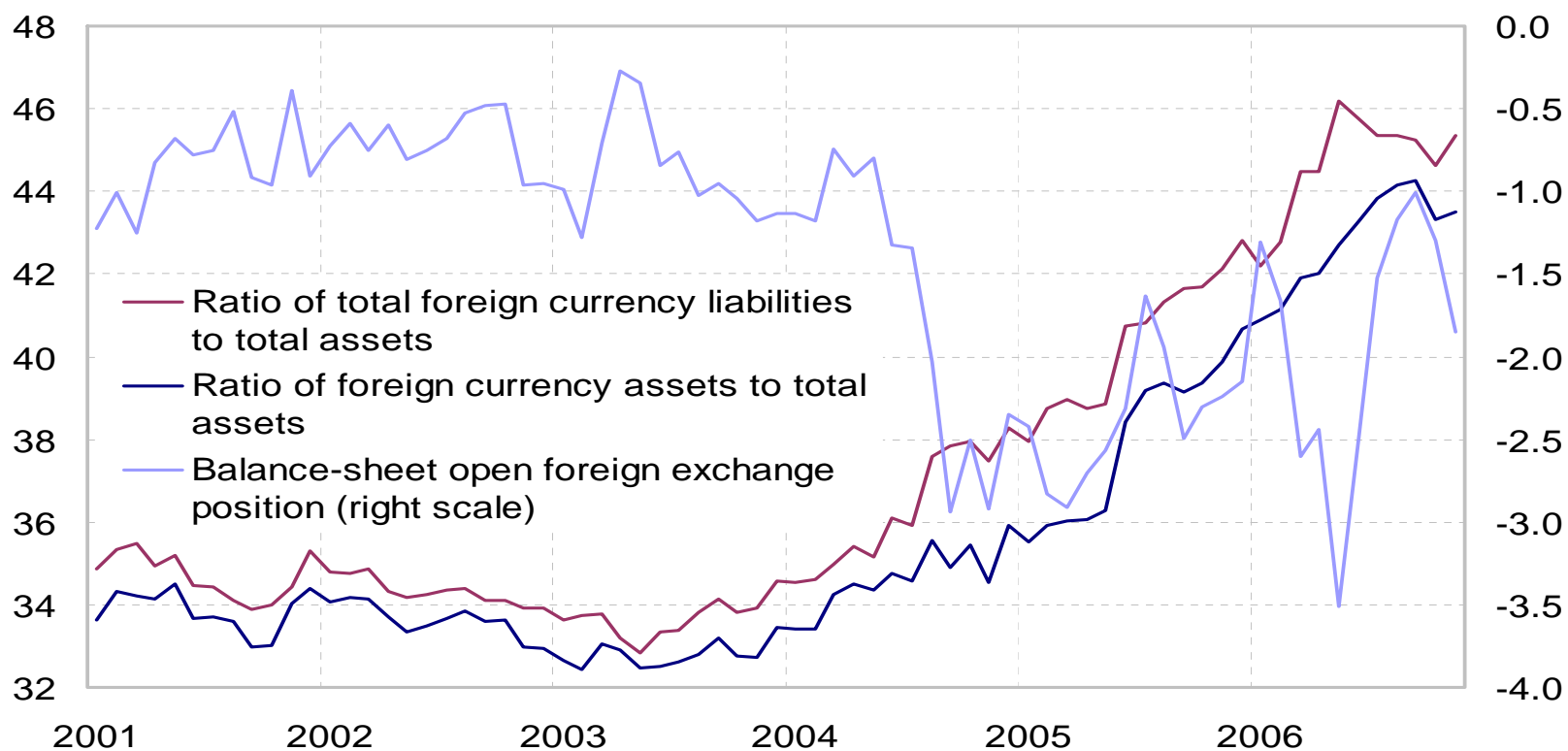




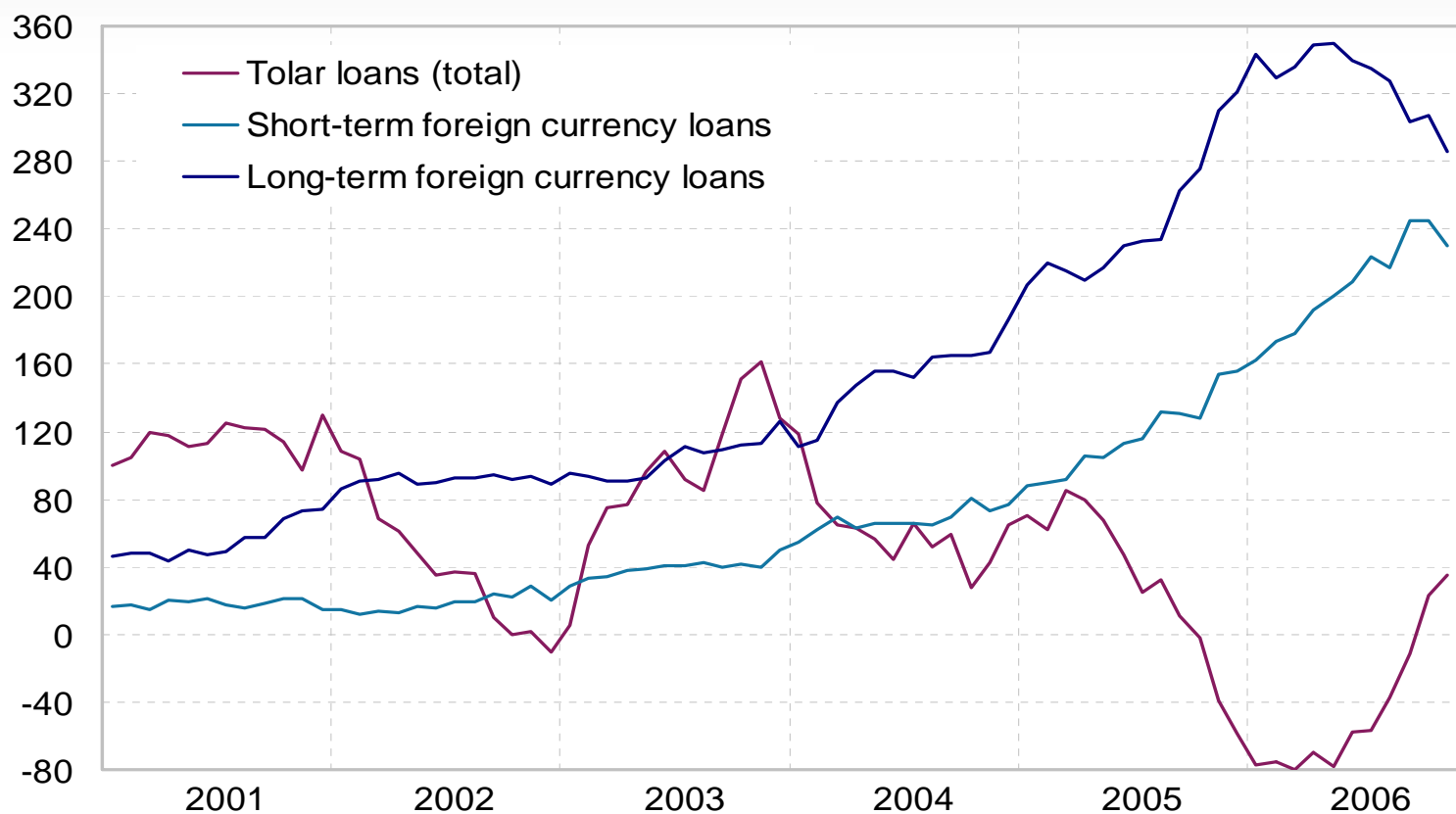
Proportion of loans to non-banking sectors in foreign currency and proportion of liabilities to non-banking sectors in foreign currency in percentages



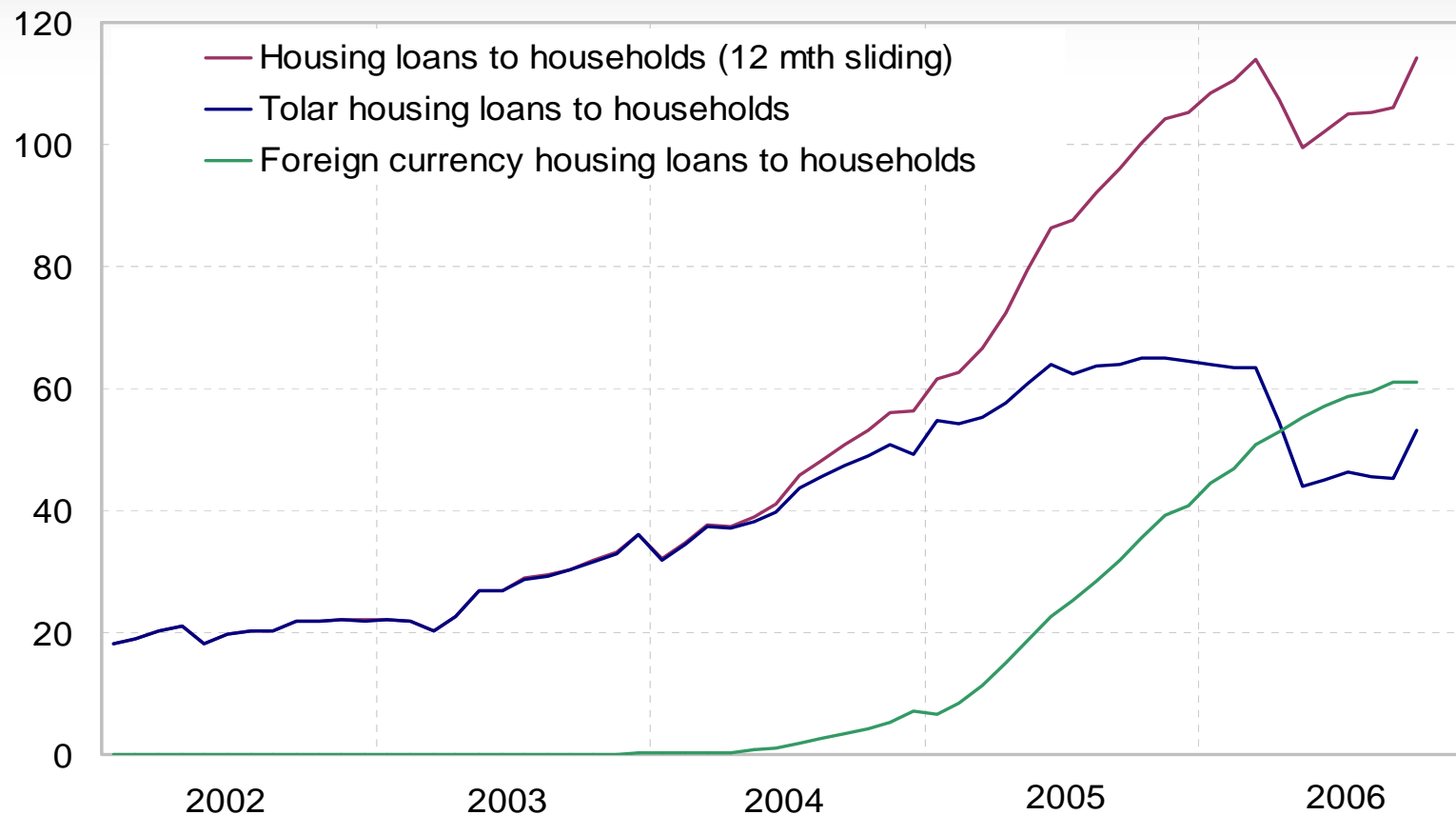
Ratio of foreign currency liabilities and foreign currency assets to total assets, and open balance sheet foreign exchange position in percentages



Net corporate borrowing from domestic banks (12-months moving average) in SIT billions



Increase of housing loans to households in SIT billions



Large value payments: SIBPS vs. RTGSplus/TARGET

| Date | 2006 | | 2007 | |
|--------|--------|---------------------|------------------------------|---------------------|
| | SIBPS | | RTGS ^{plus} /TARGET | |
| | Volume | Value in mio EUR | Volume | Value in mio EUR |
| 02.jan | 0 | 0 | 221 | 1.315,020 |
| 03.jan | 6.219 | 1.414,660 | 3.097 | 4.969,430 |
| 04.jan | 4.230 | 804,120 | 2.591 | 5.447,410 |
| 05.jan | 6.310 | 1.231,330 | 3.136 | 4.431,210 |
| 06.jan | 5.255 | 808,120 | | |
| 07.jan | | | | |
| 08.jan | | | 2.873 | 3.812,280 |
| 09.jan | 5.283 | 1.640,370 | 2.468 | 3.673,420 |

Small value payments

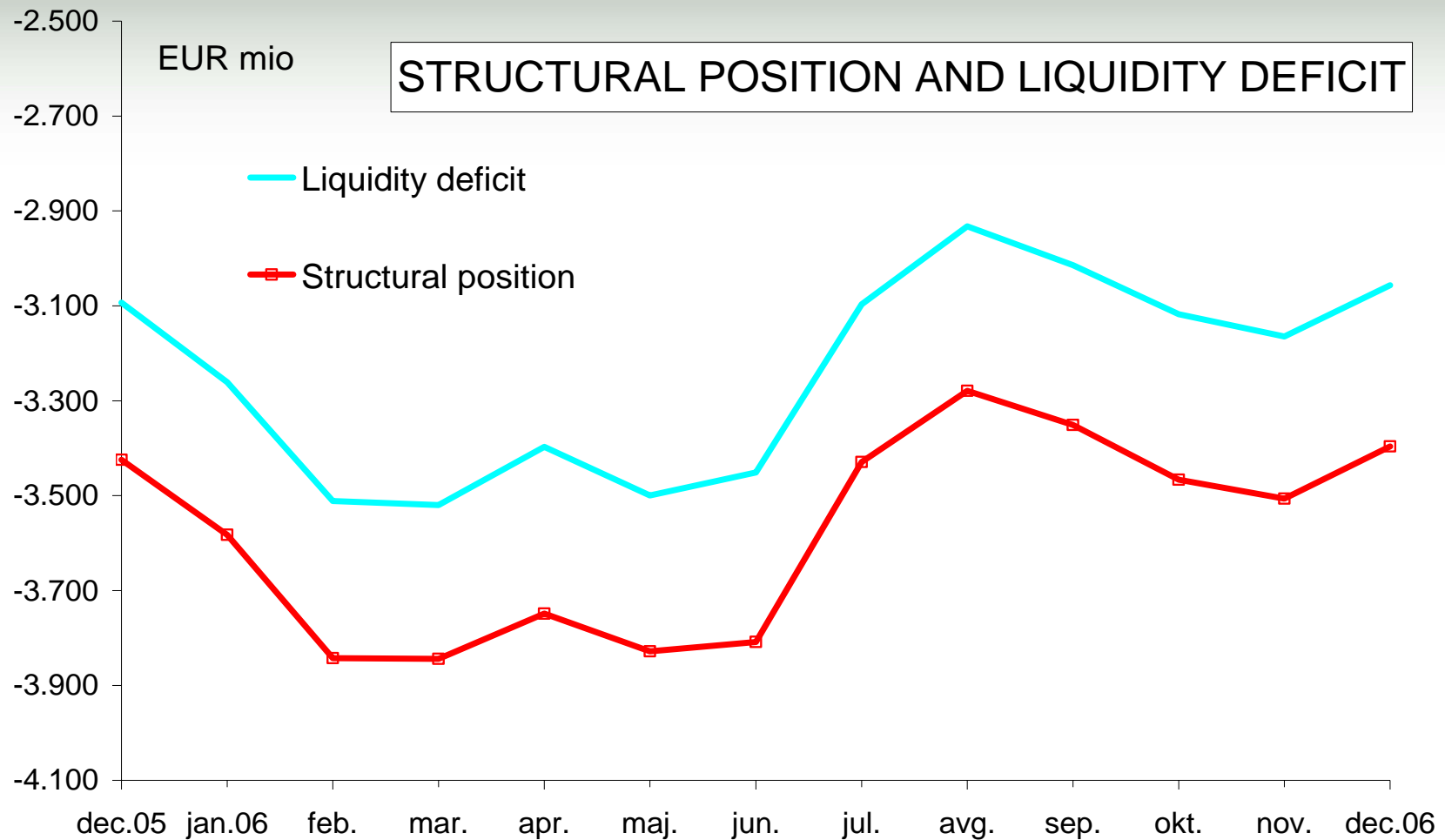
| Date | 2006 | | | | 2007 | | | |
|--------|----------------------|---------------------|---------------------|---------------|----------------------|---------------------|---------------------|---------------|
| | Giro Clearing System | | Entry point (STEP2) | | Giro Clearing System | | Entry point (STEP2) | |
| | Volume | Gross value mio EUR | Volume | Value mio EUR | Volume | Gross value mio EUR | Volume | Value mio EUR |
| 02.jan | 0 | 0 | 522 | 1,420 | 0 | 0 | 13 | 0,100 |
| 03.jan | 171.766 | 80,550 | 0 | 0 | 82.049 | 86,720 | 0 | 0 |
| 04.jan | 129.495 | 59,060 | 1.103 | 7,420 | 117.893 | 95,160 | 1.211 | 9,950 |
| 05.jan | 200.076 | 99,580 | 1.416 | 10,290 | 215.030 | 197,010 | 2.041 | 15,050 |
| 06.jan | 174.914 | 80,620 | 1.850 | 12,260 | | | | |
| 07.jan | | | | | | | | |
| 08.jan | | | | | 185.270 | 144,590 | 2.033 | 15,200 |
| 09.jan | 195.563 | 82,580 | 1.683 | 10,730 | 132.137 | 116,650 | 2.512 | 18,920 |

BANKA SLOVENIJE

BANK OF SLOVENIA

Net position (cumulative) of the Banka Slovenije against the Eurosystem

| Date | Value in mio EUR | Position |
|-------------|------------------|----------|
| 02.jan.2007 | - 55,712 | - |
| 03.jan.2007 | 485,321 | + |
| 04.jan.2007 | 967,173 | + |
| 05.jan.2007 | 1.073,854 | + |
| 08.jan.2007 | 1.142,799 | + |
| 09.jan2007 | 1.177,830 | + |



Cross border use of collateral

- Banka Slovenije as the HCB (cross border use of foreign collateral by Slovenian counterparties)
 - number of Slovenian counterparties already using cross border collateral: 3
 - total number of cross border transactions: 12
 - total nominal amount of cross border collateral: 25,300.000 EUR
- Banka Slovenije as the CCB (use of Slovenian collateral by foreign counterparties)
 - Slovenian collateral has until now not been used by foreign counterparties
- Note: Data refers to the period from 2 January until 9 January 2007.

Thank you
for your attention

BANKA SLOVENIJE
BANK OF SLOVENIA