



EUROPEAN CENTRAL BANK

EUROSYSTEM

AnaCredit Reporting Manual

Part III – Case studies

May 2019



About the second edition of the AnaCredit Manual

The AnaCredit Reporting Manual (the “Manual”) has been updated. The previous version dated back to November 2016.

Highlights of this edition

The Manual has been updated to acknowledge and incorporate the additional explanations provided in the Q&As published on the ECB’s website between July 2017 and December 2018.

The updated Manual also incorporates a number of adjustments to address previous inconsistencies. At the same time, the structure has been reorganised and streamlined. Specifically, some explanatory paragraphs have been moved to different parts of the Manual, and cross-references have been added with a view to facilitating consistency and readability. Moreover, references to the implementing technical standards (ITS) on supervisory reporting have been updated throughout the Manual to keep them in line with the amendments to Commission Implementing Regulation (EU) No 680/2014 (the “amended ITS”).

Finally, the format and the language style have been aligned throughout the whole text.

Marked changes

Marked changes: changes have been annotated with revision marks

In order to help trace where amendments other than additional cross-references or minor textual adjustments have been made throughout the text, changes are indicated in the margin of the document, with a brief explanation. Furthermore, where relevant, hyperlinks to the published Q&As are provided there. The Q&As, although rendered redundant by the updated Manual, are still accessible on the ECB website.

Amendments in Part III

- Four Q&As have been integrated into the text.
- In addition, in the update:
 - the clarifications on off-balance-sheet exposures are consolidated in Part III, which deals specifically with credit cross-limit structures, multi-debtor/product structures and off-balance-sheet exposures;
 - the clarifications regarding instruments subject to securitisation are enhanced;
 - the examples of complete reports are revised to remove inconsistencies.

Contents

About the second edition of the AnaCredit Manual	2
AnaCredit Reporting Manual – Part III	4
1 Contents of Part III	4
2 Reverse repurchase agreements	6
3 Instruments under a multi-debtor/product structure	20
4 Project finance loans	36
5 Factoring and other trade receivables	51
6 Instruments subject to securitisation	82
7 Syndicated loans and other multi-creditor instruments	103
8 Complete reports – description and examples	113

AnaCredit Reporting Manual – Part III

1 Contents of Part III

1.1 Overview of Part III

1 This document, AnaCredit Reporting Manual – Part III, forms part of the AnaCredit
2 Reporting Manual (hereinafter referred to as “the Manual”). As stated in the
3 introduction, the Manual provides detailed information and guidance on AnaCredit
4 reporting requirements. It does not contain any additional requirements and has no
5 binding legal status. The AnaCredit Regulation¹ is the sole legally binding act.

6 Whereas Part I of the Manual describes the general methodology, and Part II
7 focuses on the specific data attributes of the reported datasets, Part III presents
8 various case studies and covers special scenarios that require more in-depth
9 explanations.

10 In particular, Part III includes the following case studies:

- 11 • Reverse repurchase agreements (Chapter 2);
- 12 • Instruments under a multi-debtor/multi-product structure (Chapter 3);
- 13 • Project finance loans (Chapter 4);
- 14 • Factoring and other trade receivables (Chapter 5);
- 15 • Instruments subject to securitisation (Chapter 6);
- 16 • Syndicated loans and other multi-creditor instruments (Chapter 7).

17 Finally, several examples of AnaCredit reports are presented in Chapter 8. The
18 examples provide guidance on the relationship between the different AnaCredit
19 datasets in a given case. The Excel spreadsheet “Complete reports.xlsx” is part of
20 the Manual and is available on the [ECB's website](#).

1.2 How to read Part III of the Manual

21 This part of the Manual provides additional guidance using several case studies,
22 each with a central topic. For a better understanding of the information provided
23 below, the reader is expected to be familiar with the general AnaCredit methodology
24 as explained in Parts I and II of the Manual.

¹ Regulation (EU) 2016/867 of the European Central Bank of 18 May 2016 on the collection of granular credit and credit risk data (ECB/2016/13) (OJ L 144, 1.6.2016, p. 44).

1 With the exception of the complete reports, the individual chapters illustrate only
2 selected aspects of AnaCredit reporting in a given case. In no case should Part III of
3 the Manual be understood to mean that only the aspects (data attributes) referred to
4 in the individual cases are required in the reporting. Please note that the AnaCredit
5 Regulation stipulates whether or not a data attribute is subject to AnaCredit
6 reporting.

2 Reverse repurchase agreements

1 In this chapter, the main focus is on the reporting of reverse repurchase agreements
2 (“reverse repos”), with examples and an explanation of the AnaCredit reporting logic.

2.1 Defining the business case

3 Reverse repurchase agreements, or reverse repurchase loans, as
4 defined in Part 2, points 14.91 and 14.92 of Annex V to the amended
5 ITS
6 As explained in Section 3.4.1 in Part II of the Manual, reverse repos are a special
7 form of financing.²
8 “Reverse repo” is a generic name used throughout the text for both reverse
9 repurchase agreements (also called reverse repurchase loans) and documented
10 buy/sell-backs.
11

8 In the most basic form of such an agreement, a counterparty sells to another
9 counterparty (a credit institution in the context of AnaCredit) an asset (such as a
10 security) with an obligation to repurchase it at a certain point in time in the future,
11 while the other counterparty has an obligation to sell it back.

12 *Revision mark: editorial changes have been applied*
13 It is important to note that the legal form of reverse repos differs from that of buy/sell-
14 back operations. Although both reverse repos and buy/sell-backs involve the legal
15 sale of collateral and in essence function as secured deposits, there is an essential
16 difference in that a buy/sell-back may or may not be documented whereas a reverse
17 repo is always evidenced by a written contract. Moreover, while in the case of a
18 reverse repo and a documented buy/sell-back the sale and repurchase legs of the
19 transaction are typically part of the same contract, the sale and repurchase legs of
20 an undocumented buy/sell-back are generally considered to be separate contracts.

20 Reverse repos and documented buy/sell-backs are always reported in AnaCredit as
21 “reverse repurchase agreements” (in the data attribute “type of instrument”). This is
22 because, in accordance with the definition of “reverse repurchase agreements”,
23 amounts lent by the credit institution in exchange for financial assets transferred by a
24 third party are classified under “reverse repurchase agreements” where there is a
25 commitment to reverse the operation and not merely an option to do so. By contrast,
26 given the lack of a contract between the parties to an undocumented buy/sell-back,
27 such buy/sell-backs are generally reported as collateralised lending under a suitable
28 type of instrument other than “reverse repurchase agreements”, and the collateral is
29 reported accordingly in the instrument-protection received and protection received
30 datasets.

31 Under AnaCredit, reporting takes place on an instrument-by-instrument basis, and no
32 netting applies to transactions traded in baskets. This also holds in the case of
33 reverse repos, whether or not a netting clause exists in the contract among the
34 parties to the reverse repo.

35 Reverse repos are reported regardless of whether centrally cleared or bilaterally
36 settled.

² For the definition of reverse repo, please refer to Section 3.4.1 in Part II of the Manual.

1 *Repurchase agreements are not*
2 *within the scope of AnaCredit*

3

Repurchase agreements (“repos”) – being liabilities of observed agents, where the observed agent receives cash in exchange for securities (or other assets) – are not reported as instruments under AnaCredit.

2.2 How is a repo reported to AnaCredit?

4

5

In the following sections, relevant business cases are provided so as to give an overview of the AnaCredit datasets.

2.2.1 Reverse repos as secured loans

6

7

8

As mentioned, from the perspective of AnaCredit, a reverse repo is economically equivalent to a credit institution granting a secured loan to the respective counterparty.

9

10

11

12

Financial assets that are part of a reverse repo actually serve as implicit collateral (cf. Section 6.1.1 in Part I of the Manual). Hence, they are reported as protection items with the applicable type of protection, e.g. securities or equity and investment fund shares or units.

13

14

15

The protection items used in the examples reflect the statements above and are thus not a general guideline on the way the type of protection is to be reported in all cases.

16

17

18

19

20

21

22

23

24

25

26

Available protection is reported in the protection received database as either a single protection item (e.g. a single debt security), multiple protection items (e.g. several debt securities where each debt security is reported as a separate protection item) or a basket of protection items (such as a number of repo transactions), following the reporting principle outlined in Chapter 9 in Part II of the Manual. Irrespective of how the protection item is reported, the amount of protection that the observed agent considers as security for the instrument is allocated to each single instrument for which the protection can be used. For example, the protection value of a basket of debt securities may be distributed on a pro rata basis across the instruments reported as long as the allocation of protection accurately reflects the actual protection available under the respective instrument.

2.2.2 No netting in AnaCredit

27 *Revision mark: the clarifications*
28 *have been enhanced*

29

30

AnaCredit reporting is carried out on an instrument-by-instrument basis, and each instrument is treated separately without taking into account any protection or other enhancements. This is also reflected in the fact that protection is reported separately from each instrument.

31

32

33

34

In particular, allowing for netting between an instrument (a loan extended to a debtor) and its protection (pledged cash on the debtor’s deposit account) could possibly mean that no obligation of the debtor exists at a given moment in time (when the deposit balance exceeds the balance of the loan). This would run contrary to the

1 basic principle that AnaCredit comprises detailed and individual information about
 2 instruments giving rise to credit risk, regardless of the financial instrument, type of
 3 exposure or accounting classification (cf. Recital 9 of the AnaCredit Regulation).

4 Accordingly, the reporting of reverse repurchase agreements in AnaCredit is done on
 5 the basis of individual instruments between the creditor and the debtor. This implies
 6 that the relevant accounting information in the accounting dataset is reported in
 7 relation to the individual instruments, regardless of the possibility envisioned by the
 8 applied accounting standards of netting opposing transactions (for example, when at
 9 the same time A extends a credit to B, and B extends a credit to A).³

10 In other words, while it is possible in accounting standards that in some cases the
 11 (netted) carrying amount of a reverse repurchase agreement will be zero on the
 12 asset side and positive on the liability side and vice versa, for the purpose of
 13 AnaCredit reporting, a particular transaction in a reverse repo which has a value at
 14 the instrument level (i.e. prior to any netting) is subject to reporting, although this
 15 value is netted at a higher level.

16 Any individual instrument under a netting agreement does in fact usually have full
 17 collateral protection under the respective contract. However, under a netting
 18 agreement, collateral items can be reused multiple times for different transactions.
 19 That is where the netted values originate for accounting/risk purposes. However, this
 20 is not relevant under AnaCredit, which provides detailed and individual information.

21 Therefore, please note for example that information on the carrying amount (as well
 22 as on other accounting related data attributes of AnaCredit) relates to the instrument
 23 and is in principle compiled at the level of the instrument.⁴ Otherwise, not all of the
 24 information would be consistent.

2.2.3 The case of a bilaterally settled reverse repo

25 The schematic illustration in Chart 1 shows the mechanics of a bilaterally settled
 26 reverse repurchase transaction, where the creditor holds the security in custody

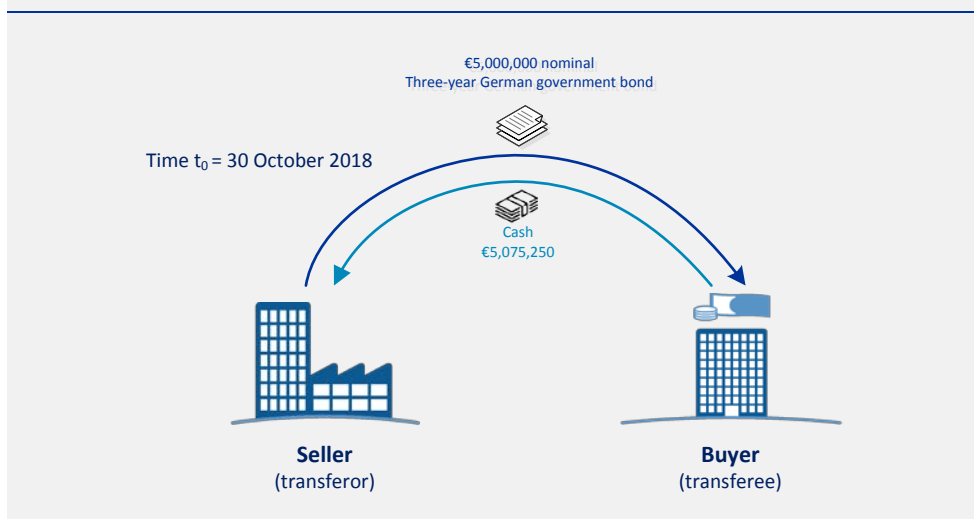
³ Please note that accounting standards (for example IFRS) permit balance sheet netting (of financial assets and liabilities), where certain financial instruments are reported net rather than gross on the balance sheet. Generally, netting in accounting standards is possible if a debtor has the right, by contract or otherwise, to settle or otherwise eliminate all or a portion of an amount due to a creditor by applying against that amount all or a portion of an amount due from the creditor or a third party. This is the right that one party has against another to use its assets (amount owed to it by the creditor or another party) in full or partial payment (or satisfaction) of what it owes the creditor.

Netting primarily affects (reverse) repurchase agreements that are subject to a master netting agreement. Master netting agreements are based on a single contract between two parties. Under a master netting agreement, all transactions between the parties can offset each other. Master netting agreements therefore allow for the aggregation of all trades and the replacement thereof with a single net amount.

⁴ In line with the AnaCredit data model, the accounting dataset is defined at the same level as the instrument and financial datasets. Therefore, the information reported in the different datasets is compiled following the same level of granularity. However, there are a few exceptions to this rule. For example, in the case of partially transferred instruments, the accounting dataset in principle refers to the part of the instrument that has been retained by the transferor (although the whole instrument may be referred to in the financial dataset). Nevertheless, the information in the accounting dataset is never compiled at a granularity level higher than the instrument (resulting, for example, from the netting of two or more instruments).

1 during the entire timeframe of the transaction, i.e. between the opening (trading) and
 2 closing dates of the agreement.

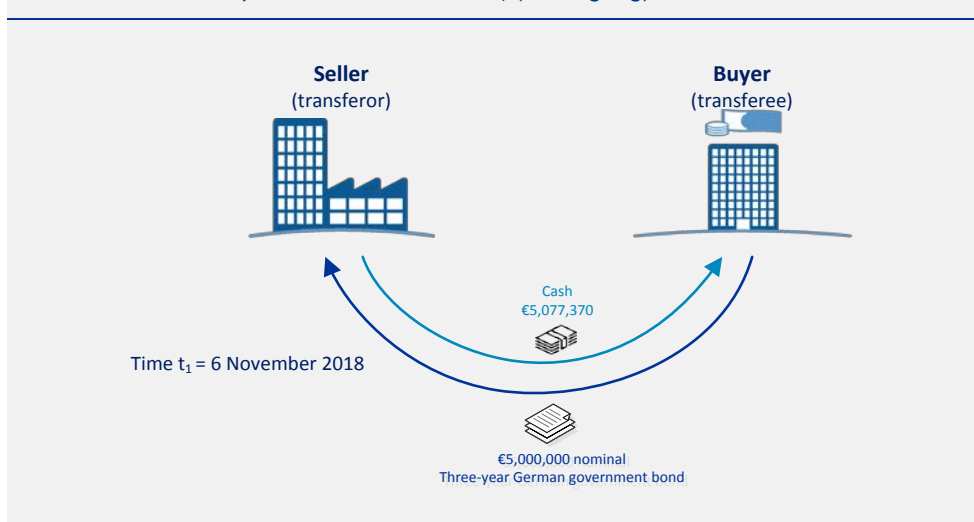
Chart 1: Reverse repo transaction at time t_0 (opening leg)



3 In the chart above, one party (transferor) sells fixed-income securities (German
 4 government bonds with a nominal value of €5 million) to another party (transferee) at
 5 a price of €5,075,250 at the start of the transaction (at time t_0) and makes a
 6 commitment to repurchase the asset⁵ from the second party (at a different price) at a
 7 future date⁶.

8 Chart 2 shows the same reverse repo transaction at time t_1 , when the seller buys
 9 back the assets.

Chart 2: Reverse repo transaction at time t_1 (closing leg)



⁵ In general, there is no requirement for the same asset to be repurchased; in fact, the seller may commit to buy back equivalent assets, meaning the same type but not specifically the same asset.

⁶ Or on demand, in the case of an open repo.

1 In particular, at the future date (at time t_1), the buyer sells back the securities to the
2 seller for which the buyer receives a price of €5,077,370.

3 The difference between the price paid by the buyer at the start of a reverse repo and
4 the price received at the end is the buyer's gain on the cash that the buyer is
5 effectively lending to the seller. In the context of AnaCredit, this gain expressed as a
6 percentage per annum is the interest rate reported in the data attribute "interest
7 rate".

8 For an illustration of how the direct reverse repo transaction schematically depicted in
9 Chart 1 and Chart 2 is reported in AnaCredit, please consider the following example.

Example 1: Reverse repo that is settled directly by the parties

On the basis of a contract (CNTRR#1) concluded on 10 October 2018, on 30 October 2018 (at time t_0) the debtor (DBTR#1) receives a loan of €5,075,250 (Ins#1) from a bank (BANK#1), for which it posts a government bond (TBILL#1) with the notional amount of €5,000,000 as collateral under a reverse repurchase agreement. In accordance with the contract, the debtor makes a commitment to repurchase the bond from the bank on 6 November 2018 (at time t_1) at a price of €5,077,370. The difference between the price and the repurchase price of the bond is the only interest charged. Please note that the interest rate of 2.01% is an annual percentage rate that corresponds to the bank's gain over the period of one-quarter of a month in which the lending was provided to the debtor. The fair value of the protection at 31 October 2018 is €5,250,000.

The tables below provide an indication of how the reverse repo is reported to AnaCredit as at 31 October 2018. Please note that this is the only reporting reference date as of which the transaction is reported to AnaCredit.

Table 1 Indication of the instrument dataset

Date	Contract identifier	Instrument identifier	Type of instrument	Inception date	Settlement date	Legal final maturity date
31/10/2018	CNTRR#1	INS#1	Reverse repurchase agreements	10/10/2018	30/10/2018	06/11/2018

Table 2 Indication of the financial dataset

Date	Contract identifier	Instrument identifier	Outstanding nominal amount	Interest rate	Accrued interest
31/10/2018	CNTRR#1	INS#1	5,075,250.00	0.02	605.71

Table 3 Indication of the counterparty-instrument dataset

Date	Contract identifier	Instrument identifier	Counterparty identifier	Counterparty role
31/10/2018	CNTRR#1	INS#1	BANK#1	Servicer
31/10/2018	CNTRR#1	INS#1	BANK#1	Creditor
31/10/2018	CNTRR#1	INS#1	DBTR#1	Debtor

The protection is registered in the protection received dataset at its notional amount.

Table 4 Indication of the protection received dataset

Date	Protection provider identifier	Protection identifier	Type of protection	Protection value	Type of protection value
31/10/2018	DBTR#1	TBILL#1	Securities	5,000,000.00	Notional amount

Please note that the total market value of the bond, which exceeds the nominal amount of the bond, is allocated to the instrument as BANK#1 does not cap the protection allocated value at the outstanding nominal amount.

Table 5 Indication of the instrument-protection received dataset

Date	Contract identifier	Instrument identifier	Protection identifier	Protection allocated value
31/10/2018	CNTRR#1	INS#1	TBILL#1	5,250,000.00

2.2.4 Reverse repo with a central clearing counterparty

1 While in the previous section a reverse repo transaction directly settled by two
 2 parties was presented, reverse repo transactions are also carried out with the
 3 involvement of a central clearing counterparty (CCP).

4 The key mechanics of such a reverse repo transaction can be broadly illustrated as
 5 follows:

- 6 • a reverse repo transaction is agreed between two parties (the buyer and the
 7 seller) and is registered with a CCP;
- 8 • on the basis of the agreement between the two parties, the CCP is introduced
 9 into the transaction, where it (1) acts as the buyer to the seller and the seller to
 10 the buyer, and (2) nets transactions (clearing) on a multilateral basis.

11 Please note that while in the above description of a reverse repo negotiated directly
 12 between parties the transaction is registered with a CCP post-trade, CCP-cleared
 13 reverse repos are also negotiated on automatic repo trading systems.

14 A CCP acts as the seller to every
 15 buyer and the buyer to every seller

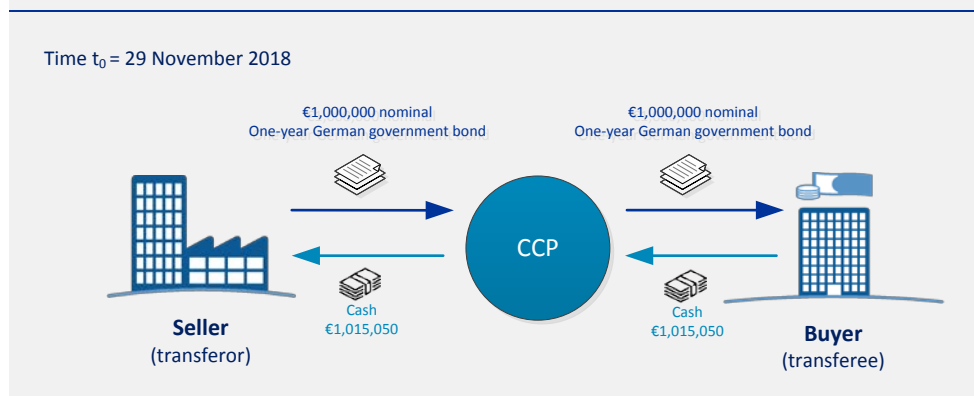
In essence, the involvement of a CCP means that there are now two contracts
 instead of one. As CCPs in general strictly collateralise their exposures, they are
 highly rated entities. Therefore, involving a CCP leads to the reduction of risk
 compared with a similar transaction carried out directly.

18 The original party is not reported in
 19 AnaCredit when a CCP is involved

In the context of AnaCredit, a reverse repo with a CCP means that what was one
 contract between the buyer and the seller becomes two contracts: one between the
 seller and the CCP and the other between the CCP and the buyer. Consequently, the
 counterparty in such a reverse repo is the CCP. In addition, the CCP is also the
 protection provider. The original counterparty is not reported.

23 In the CCP arrangement illustrated in Chart 3, each party is exposed only to the
 24 credit risk of the CCP for the return of cash or collateral (securities). The CCP acts
 25 as the seller to the buyer and the buyer to the seller.

Chart 3: CCP-cleared reverse repo transaction at time t_0 (opening leg)



26 The chart shows the flow of cash and securities at the inception of the trade. At the
 27 maturity of the reverse repo the flows are reversed, as cash is returned to the buyer
 28 and collateral securities are released to the seller (please note that the reverse flows

1 at the closing date and the costs of clearing, settlement, and custody are left out of
2 the chart).

3 Please note that after the trade is agreed, the CCP is introduced into the transaction,
4 with the reverse repo divided into two separate and offsetting transactions and the
5 CCP interposed as the counterparty facing each of the parties. This means that in
6 AnaCredit reporting it is the CCP that is the debtor in the transaction and that the
7 original party (i.e. the seller) is not reported in this case.

8 For an illustration of how the CCP-cleared reverse repo transaction is reported in
9 AnaCredit, please consider the following example.

Example 2: CCP-cleared reverse repo

Two parties, the seller (CPTY#2) and the buyer (OA#2), negotiate a reverse repo transaction. The transaction is subsequently registered with a central clearing counterparty (CCP#3). To this end, on 29 November 2018 (at time t_0) the CCP enters into an agreement (CNT#1B) with OA#2 to sell one-year German government bonds with a nominal value of €1 million for a price of €1,015,050 and buy the securities back on 2 December 2018 for a price of €1,015,950. At the same time, the CCP enters into an agreement (CNT#1S) with CPTY#2 to purchase one-year German government bonds with a nominal value of €1 million for the price of €1,015,050 and to sell back the securities for a price of €1,015,950 on 2 December 2018 (at time t_1). Please note that the costs of clearing, settlement, and custody are left out of the example.

The party OA#2 is an observed agent in the context of AnaCredit, and the reverse repo transaction is subject to reporting as of 30 November 2018. To this end, OA#2 identifies the transaction with the instrument identifier (RRPO#2) and the delivered government bond by the protection identifier TBILL#2. Interest of €1,087.5 has accrued up to the reporting reference date. The fair value of the securities is €1,100,000 on 30 November 2018 and, in accordance with internal risk management, it is the fair value of the securities that is considered the maximum amount protecting the instrument.

The tables below provide an indication of how the instrument is reported by the observed agent. Please note that this is the only reporting reference date as of which the transaction is reported to AnaCredit.

Table 6 Indication of the instrument dataset

Date	Contract identifier	Instrument identifier	Type of instrument	Inception date	Settlement date	Legal final maturity date
30/11/2018	CNT#1B	RRPO#2	Reverse repurchase agreements	29/11/2018	29/11/2018	02/12/2018

Table 7 Indication of the financial dataset

Date	Contract identifier	Instrument identifier	Outstanding nominal amount	Interest rate	Accrued interest
30/11/2018	CNT#1B	RRPO#2	1,015,050.00	0.079	475.00

Please note that the debtor of the instrument is the central clearing counterparty.

Table 8 Indication of the counterparty-instrument dataset

Date	Contract identifier	Instrument identifier	Counterparty identifier	Counterparty role
30/11/2018	CNT#1B	RRPO#2	OA#2	Servicer
30/11/2018	CNT#1B	RRPO#2	OA#2	Creditor
30/11/2018	CNT#1B	RRPO#2	CCP#3	Debtor

The central clearing counterparty is also reported as the protection provider of the delivered securities.

Table 9 Indication of the protection received dataset

Date	Protection provider identifier	Protection identifier	Type of protection	Protection value	Type of protection value
30/11/2018	CCP#3	TBILL#2	Securities	1,000,000.00	Notional amount

Table 10 Indication of the instrument-protection received dataset

Date	Contract identifier	Instrument identifier	Protection identifier	Protection allocated value
30/11/2018	CNT#1B	RRPO#2	TBILL#2	1,100,000.00

2.2.5 Tri-party reverse repos

1 Where both parties to a reverse repo share a common custodian to hold collateral
2 and to transfer cash, the arrangement is referred to as “tri-party” reverse repo.

3 Tri-party agents (custodian banks) act as agent for both parties to a reverse repo,
4 holding cash and collateral accounts for the seller and the buyer.

5 Because parties to tri-party reverse repos have a bilateral legal agreement whereby
6 a tri-party agent does not participate in the risk of transactions, the use of a tri-party
7 service does not change the relationship between the parties.

8 Generally, tri-party repos are transactions for which post-trade processing – payment
9 and settlement, custody and collateral management during the life of the transaction
10 – are outsourced by the parties to a tri-party agent. In particular, a tri-party agent
11 maintains cash and collateral (securities) accounts for the seller and buyer, settling
12 the opening leg of the reverse repo by transferring collateral from the seller’s account
13 to the buyer’s account and by transferring cash from the buyer’s account to the
14 seller’s account. On the closing leg of the reverse repo, the flows are reversed.

15 Therefore, in contrast to CCP-cleared reverse repos (cf. Section 2.2.4), the
16 custodian is not a principal in the transaction. The tri-party agent only processes the
17 transactions.

18 In the context of AnaCredit, in a tri-party reverse repo the custodian bank is reported
19 as servicer; otherwise, the reporting is done as in the case of directly settled reverse
20 repo transactions (cf. Section 2.2.3).

21 In practice, there are different ways in which a tri-party agent can be engaged in
22 such transactions. In the example below, once a reverse repo transaction has been
23 agreed by two parties, both parties independently notify the tri-party agent (custodian
24 bank), who matches the instructions and processes the transaction. So, essentially,
25 the creditor does its business directly with the custodian bank, and the custodian
26 bank in turn does its business directly with the debtor.

27 *Revision mark: the date of*
28 *protection value in Table 14 has*
29 *been corrected*

For an illustration of how a tri-party reverse repo transaction is reported in AnaCredit,
please consider the following example. Please note that in this example the tri-party
agent is not an observed agent under AnaCredit.

Example 3: Tri-party reverse repo

This example illustrates a tri-party reverse repo transaction involving a clearing house.

On the basis of a contract (CRR#3) agreed on 15 October 2018, on 20 October 2018 (at time t_0) a bank (OA#3) transfers cash (INST#3) via a clearing house tri-party agent (CUSBNK#1) to a legal entity (DBTR#3) for the purchase of debt securities (government bonds with a notional amount of €500,000). The legal entity DBTR#3 in exchange transfers a collateral basket composed of several government bonds (TBILL#4) to the clearing house tri-party agent as collateral under the transaction. The value of this collateral basket is €550,000 (fair value at 31 October 2018). The clearing house tri-party agent retains the collateral basket, and the bank (OA#3) has a claim on these securities (TBILL#4) in case the party to the reverse repo defaults.

In accordance with the contract, the legal entity is obliged to repurchase the securities at 10 November 2018 (at time t_1) at a price of €500,000 plus interest at a rate of 2%. The difference between the price and the repurchase price of the security is the only interest charged.

Table 11 Indication of the instrument dataset

Reporting reference date	Observed agent identifier	Contract identifier	Instrument identifier	Type of instrument	Inception date	Settlement date	Legal final maturity date
31/10/2018	OA#3	CRR#3	INST#3	Reverse repurchase agreements	15/10/2018	20/10/2018	10/11/2018

Table 12 Indication of the counterparty-instrument dataset

Reporting reference date	Observed agent identifier	Contract identifier	Instrument identifier	Counterparty identifier	Counterparty role
31/10/2018	OA#3	CRR#3	INST#3	OA#3	Creditor
31/10/2018	OA#3	CRR#3	INST#3	CUSBNK#1	Servicer
31/10/2018	OA#3	CRR#3	INST#3	DBTR#3	Debtor

Table 13 Indication of the instrument-protection received dataset

Reporting reference date	Observed agent identifier	Contract identifier	Instrument identifier	Protection identifier	Protection allocated value	Third party priority claim
31/10/2018	OA#3	CRR#3	INST#3	TBILL#4	550,000.00	0.00

Table 14 Indication of the protection received dataset

Reporting reference date	Observed agent identifier	Protection provider identifier	Protection identifier	Type of protection	Protection value	Type of protection value	Date of protection value
31/10/2018	OA#3	DBTR#3	TBILL#4	Securities	500,000.00	Notional amount	31/10/2018

If the debtor repurchases the securities as agreed, the instrument is reported only at 31 October 2018, as it subsequently ceases to exist (the loan is redeemed, including the interest payment, which amounts to €555 by the legal final maturity date, i.e. after two-thirds of a month).

In the case of a tri-party reverse repo, the debtor (as the seller of the securities) is the original counterparty rather than the triparty agent (custodian bank). As the triparty agent which processes the transaction is responsible for the administrative and financial management of the instrument, it is reported as servicer of the instrument in this case.

2.3 Other business case considerations

2.3.1 Open reverse repurchase agreements

1 In the case of open reverse repurchase agreements, where no contractually defined
2 dates are available in terms of maturity of an instrument (i.e. the reverse repo has
3 been agreed without fixing the maturity date), it is assumed that, unless stated
4 otherwise, the data attributes “legal final maturity date” and “maturity date of the
5 protection” will reflect this situation.

6 It is also important to distinguish between two types of open reverse repurchase
7 agreement:

- 8 • agreements where the maturity date has been set, but the parties have an
9 option to extend this date;
- 10 • agreements where no maturity has been set, and the counterparties have the
11 option to terminate/execute the contract on any day (at short notice).

12 For the first type, the maturity date which is given under the contract is considered as
13 the legal final maturity date of the operation. In the event that there is an extension,
14 the dates are updated accordingly. In general, no forbearance measure is reported,
15 as the terms and conditions are not modified; instead a contractually defined option
16 to extend the maturity date is exercised.

17 *Revision mark: a clarification has
18 been added concerning the
19 repayment rights*

For the second type, on the instrument side the “legal final maturity date” and
“maturity date of the protection” are reported as “non-applicable”. An open reverse
repo can be terminated on any day after the trading date (i.e. after time t_0) by either
party, provided the party gives notice before an agreed daily deadline. Consequently,
until such a repo is terminated, it rolls over every day. In this type of transaction, the
value “on demand or short notice” is reported in the data attribute “repayment rights”
(cf. Section 3.4.19 in Part II of the Manual).

2.3.2 Interest accrual in the case of open reverse repos

24 With open reverse repos, interest typically accrues daily. However, interest is
25 generally not compounded daily where outstanding interest is typically paid every
26 month. This means that an open reverse repo may be reported to AnaCredit for a
27 series of reporting reference dates where the accrued interest resets every month
28 after it is compounded (i.e. added to the outstanding nominal amount).

2.3.3 Margin deficit/excess and margin calls

29 In the cases shown above, there is an excess of protection from the start of the
30 transaction. This is usually provided in order to mitigate for potential losses in case
31 the seller defaults and the buyer has to liquidate the collateral. However, it is

1 possible that during the life of a reverse repo transaction the value of the collateral
2 will drop and the collateral will have to be topped up in order to ensure sufficient
3 levels of collateralisation.

4 More specifically, in reverse repo transactions, the collateral is revalued frequently
5 (for example, at least daily). When its value has fallen (for instance, below a certain
6 threshold specified in the contract), the buyer calls for margin to promptly top up the
7 collateral.

8 The potential price volatility of collateral may lead to:

- 9 • margin deficit: if the collateral value decreases, the seller typically posts more
10 collateral or cash;
- 11 • margin excess: if the collateral value increases, the buyer typically transfers
12 additional funds or returns part of the collateral to the seller.

13 In the context of AnaCredit, margin calls are not captured directly (i.e. as separate
14 transactions) but affect the available (reported) protection and its value.

15 Please refer to Example 4 for an illustration of how changes in protection value and
16 top-ups are reflected in AnaCredit.

Example 4: Reverse repurchase agreements and margin deficit

A simple reverse repo transaction is illustrated where the seller does business directly with the buyer in order to obtain funding and provides collateral in return as protection.

At time $t_0 = 15$ February 2019, two parties – a buyer (OA#4) and a seller (TRREE#4) – enter into a contract (CNTRCT#4) for a reverse repo transaction (INS#4) where the buyer agrees to lend €100,000 to the seller for the delivery of securities (BILL#4) with a face value of €100,000. The parties agree to reverse the transaction on 15 March 2019, when the seller is obliged to repurchase, and the buyer is obliged to sell, the securities for a price of €103,000. At t_0 the fair value of the securities is €102,500.

Halfway through the term, at 28 February 2019, the fair value of the securities serving as collateral for the reverse repo transaction decreases to €97,500, and the buyer requires the seller to remedy the deficit by providing additional collateral (to keep the fair value of the securities at a level of at least 102.5% of the loan). The seller promptly delivers additional securities in response to the margin call, and the initial amount of the securities is topped up with the same type of securities with a notional amount of €8,000.

After the posting of additional collateral on 28 February 2019, the total collateral of the reverse repo comprises securities with a notional amount of €108,000 and a market price (fair value) of €102,500.

The reverse repo is reported by the observed agent (OA#4) as of 28 February 2019. The tables below provide an indication of how the reverse repo is reported to AnaCredit as of 28 February 2019. Please note that the information reflects indirectly the adjustments to the collateral following the margin call.

Table 15 Indication of the instrument-protection received dataset

Reporting reference date	Contract identifier	Instrument identifier	Protection identifier	Protection allocated value
28/02/2019	CNTRCT#4	INS#4	BILL#4	102,500.00

Table 16 Indication of the protection received dataset

Reporting reference date	Protection provider identifier	Protection identifier	Type of protection	Protection value	Date of protection value	Type of protection value	Original protection value
28/02/2019	TRREE#4	BILL#4	Securities	108,000.00	28/02/2019	Notional amount	100,000.00

Please note that for the entire period between 15 February and 15 March 2019 the outstanding nominal amount of the instrument (as reported in the instrument dataset – not shown) is €100,000. The instrument ceases to exist on 15 March 2019 after the transaction is reversed as agreed.

- 1 Whether any additional protection provided in response to a margin call is included in
- 2 the original protection or whether it is reported under a separate protection item
- 3 depends on how it is treated by the observed agent. For example, if the additional
- 4 protection (securities) is of the same type as the original collateral, and the observed
- 5 agent values (cf. Section 9.2 in Part II of the Manual) and reports such protection
- 6 (which entails several items) as one protection item, the protection value (as
- 7 previously reported) is adjusted accordingly at the subsequent reporting reference
- 8 date. Otherwise, if an additional protection item is valued separately by the observed
- 9 agent, or if the observed agent reports an individual protection item separately,
- 10 additional protection delivered in response to a margin call is reported as a separate
- 11 protection item.

3 Instruments under a multi-debtor/product structure

1 *Revision mark: editorial changes*
2 *have been applied*

3

This chapter focuses on the reporting of instruments under credit cross-limits and of instruments for which there is a plurality of debtors, with examples and an explanation of the AnaCredit reporting logic.

3.1 Defining the business case

4
5
6
7
8
9
10
11
12

Based on the definitions of creditor and debtor in Article 1 of the AnaCredit Regulation, a credit arrangement can be broadly defined as a loan (or any other form of financial accommodation) granted by the creditor to the debtor under a legally binding contractual arrangement. To this extent, a credit arrangement (i.e. a credit contract) gives rise to credit risk for the granting party. An instrument is a specific instance (materialisation) of credit arrangements, generally arising under a contract and with specified characteristics, whereby the debtor is enabled to receive from the creditor funds to an amount or value specified in the contract. In other words, a credit contract may consist of one or more instruments.

13
14
15
16
17
18
19

Credit contracts may be administered as a whole but can have different characteristics for each instrument. Technically, an instrument is always associated with an account (and an account number) via which the debtor is enabled to receive funds. Moreover, AnaCredit looks at instruments at a simple product level – which could be considered the most granular level at which the debtor is enabled to receive funds – in order to capture separately different accounts with different characteristics (for instance, instances of credit which differ as regards currency).

20

This chapter examines two distinct structures.

21 *This chapter focuses on contracts*
22 *between a bank and a client*
23 *(debtor), where the contract implies*
a credit limit for the debtor and has
different instruments

First, it examines contracts between a bank and a client (debtor), where the contract implies a credit limit for the debtor and has different instruments:

24

- some of which are within the scope of AnaCredit;
- some of which are outside the scope of AnaCredit.

25

Second, it examines contracts where there can also be a plurality of debtors.

26 *Additionally, the chapter examines*
27 *contracts where there can also be a*
28 *plurality of debtors, such as joint*
loans

Multi-debtor facilities share the distinct feature of having more than one debtor in relation to a single instrument. Conversely, instruments for which there is a plurality of creditors rather than debtors are discussed in Chapter 7 below.

29

Two different instances of multi-debtor structures are analysed in this document:

30
31

- simple joint loans where, as opposed to loans guaranteed by a guarantor, all parties share ownership of the object in question;

32

- banking products that are off-balance-sheet structures at inception.

33
34

For the second case in particular, such products take the form of communicated limits at inception and then take tangible form as lines of credit and/or other facilities

1 which might not be paid out in typical lump-sum, up-front fashion. To this extent, the
 2 currencies and purposes of such instruments arising under the cross-limit can vary.

3 The main complexity arises from the fact that, in AnaCredit reporting, the off-
 4 balance-sheet amount for eligible instruments should capture the extent to which a
 5 specific instrument can be utilised by the debtor. In order to be able to effectively
 6 assign an off-balance-sheet amount to a given instrument, the reporting agent has to
 7 consider the total commitment amount, which is at a level beyond any underlying
 8 instrument. Additionally, the drawn amounts of any instrument arising under the
 9 cross-limit actively influence the off-balance-sheet amount available for all the
 10 instruments under the umbrella contract.

11 The limit of the umbrella contract has to be taken into consideration in the reporting
 12 of the underlying instruments, as otherwise a risk arises that the reported off-
 13 balance-sheet amounts may be overstated.

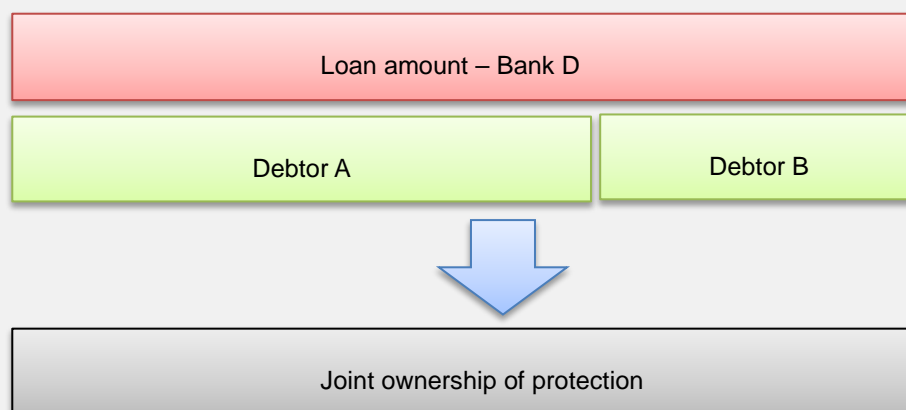
3.2 Logical structure of the business case

14 Joint loans represent a simple structure with a plurality of debtors, cf. Chart 4.

15 In the case where multiple debtors
 16 engage in a joint loan, it is also
 17 common to have joint
 18 mortgage/protection ownership

In the example case, a standard joint loan is granted for the purchase of commercial real estate, resulting in joint liabilities for the loan on the part of the qualifying debtors (meaning debtors which are within the scope of AnaCredit) as well as a joint ownership of protection (in this case the purchased real estate itself).

Chart 4: Structure of a joint loan

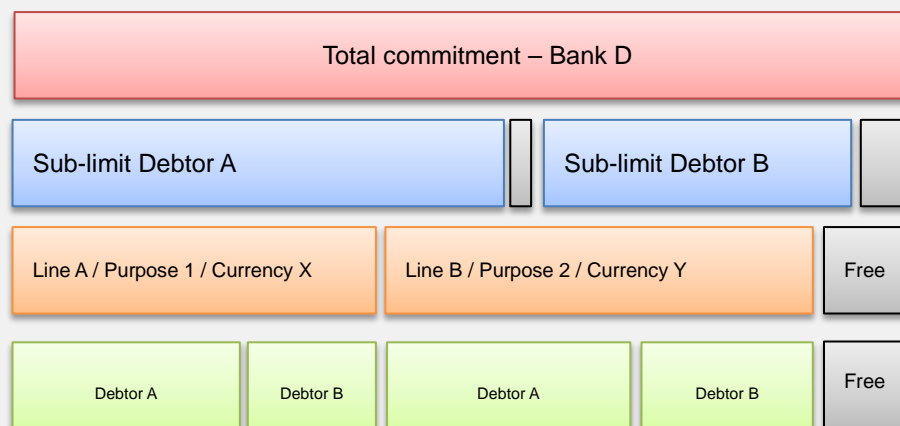


19 The protection can be observed as a discrete object in terms of AnaCredit,
 20 independent of the debtor structure.

21 In the second business case the joint liabilities under a credit cross-limit structure are
 22 described.

23 This second business case is more complex as, in contrast with joint-loan-type
 24 instruments, it has a relatively dynamic composition (cf. Chart 5).

Chart 5: Multi-debtor/cross-limit structure



Note: The grey boxes represent the amounts available for disbursement to the two debtors given their respective sub-limits, e.g. 20% of the free remaining credit limit to Debtor A and 80% to Debtor B.

1 For lines of credit under a multi-debtor/cross-limit structure, the credit limit structure
2 may contain several levels.

3 As it can be seen in the theoretical example structure, although there can be a total
4 commitment amount, there may also be debtor-specific sub-limits.

5 The off-balance-sheet amount available, from an instrument point of view, is
6 influenced by the total commitment, the debtor sub-limits, and any instrument-
7 specific limit.

8 [Cross-limit committed off-balance-](#)
9 [sheet amounts become subject to](#)
10 [reporting from the moment of the](#)
[inception of an eligible instrument](#)
[under the contract](#)

In terms of AnaCredit, such a complex structure becomes subject to reporting (in terms of total committed off-balance-sheet amount) from the moment of inception of an eligible instrument under the contract.

11 For AnaCredit purposes, in the event that there are debtor-level sub-limits and/or
12 specific instrument sub-limits arising under one and the same contract, it is relevant
13 to consider these cross-limit and the sub-limits for the determination of the off-
14 balance-sheet amounts at the instrument level.

3.3 General rules for reporting to AnaCredit

15 An instrument first becomes subject to reporting at the moment at which the creditor
16 enables the debtor to draw funds after entering into a legally binding agreement with
17 the debtor.

18 Taking into consideration the product specificities of the relevant business cases,
19 such instruments, irrespective of their structural complexity, become subject to
20 reporting at the moment at which the creditor, after communicating and legally
21 defining the commitment, creates an eligible instrument giving the debtor the

1 possibility of taking advantage of funds. This date is at or after the moment of
2 contractual inception.

3 In general, for the purposes of reporting such products, the following datasets are
4 taken into account in a way that is consistent and aligned with the general principles
5 of AnaCredit reporting:

- 6 • instrument dataset;
- 7 • counterparty-instrument dataset;
- 8 • joint liabilities dataset;
- 9 • financial dataset;
- 10 • protection received dataset;
- 11 • instrument-protection received dataset.

12 Reporting agents do not report any form of internal non-communicated credit limit, as
13 it is considered that any such limit cannot be taken advantage of by the debtor. It is
14 considered that the limit can be taken advantage of from the moment the debtor is
15 informed about the commitment as legally defined under a contract.

16 Such an instrument is therefore independent of the physical medium used to take
17 advantage of the funds (e.g. the moment when a credit card or token was given is
18 irrelevant).

3.4 Specific rules for reporting to AnaCredit

19 This section outlines the reporting of products under such complex structures via
20 specific individual data attributes. The business examples in Section 3.5 provide
21 additional clarification on the application of the specific rules described in this section.

22 Please note that, in general, the reporting of such instruments is subject to the same
23 requirements as other instruments that are not part of any credit limit structure.

3.4.1 Commitment amount at inception

24 *Revision mark: editorial changes*
25 *have been applied*

26 The data attribute “commitment amount at inception” is determined by the reporting
27 agents for each instrument at the moment of its inception and is not updated, even if
28 the nominal amounts and off-balance-sheet amounts are changed after inception.

29 The commitment amount at inception of single instruments under a credit cross-limit
30 is reported taking into consideration the following aspects.

- 31 • The commitment amount at inception for lump-sum loans under the cross-limit
is the amount of funding disbursed. Such instruments do not have an off-
balance-sheet amount.

- 1
- 2
- 3
- 4
- For instruments under the cross-limit that are not lump-sum loans (irrespective of whether they are of a revolving nature), the commitment amount at inception is reported as “non-applicable”. Such instruments typically have an off-balance-sheet amount.

3.4.2 Joint liability amount

5 *Revision mark: editorial changes*
6 *have been applied*

7 The amount of joint liabilities represents the contractual conditions, meaning that in the case of shared instruments where both debtors are liable for the full amount, the full amounts are reported for both counterparties.

8 If this is not the case, then the respective debtor-level liabilities are reported in a way
9 that reflects their individual participation limits. In particular, the joint liability amount
10 of a debtor can only represent the amount that the debtor is jointly liable for under
11 the instrument.

12 For example, if two or more debtors are fully liable for any debt outstanding under a
13 credit cross-limit, then each debtor is fully liable for any instrument that exists under
14 the credit cross-limit, regardless of any debtor sub-limits that may limit the drawing
15 by the individual debtors (cf. Example 9).

3.4.3 The off-balance sheet amount and essential data elements

16 *Revision mark: section moved*
17 *from former Section 4.6.3.1 in Part I*
18 *of the Manual*

19 Insofar as determining the off-balance-sheet amount for instruments with
20 independent credit limits is generally straightforward, the subsequent paragraphs
21 illustrate the most important parts of credit limit structures and which data elements
22 are essential for determining the off-balance-sheet amounts for instruments in the
23 context of AnaCredit.

24 Specifically, in the case of an instrument with an independent credit limit, the off-
25 balance-sheet amount is generally determined as the difference between the credit
26 limit and the amount drawn (provided that the drawing possibilities are not restricted
27 by other factors, such as the type of product).

28 However, as illustrated in Example 5, for instruments with credit sub-limits and a
29 credit cross-limit, the off-balance-sheet amount (for each individual instrument) is
30 linked to the credit cross-limit and generally cannot be determined solely on the
31 basis of the sub-limits (as it is for instruments with independent credit limits), without
32 considering the cross-limit and the total amount drawn under the other related
instruments of the credit cross-limit.⁷

Multi-product credit facilities are typical examples of credit cross-limits. The amounts of credit available under two or more related products are restricted, in addition to

⁷ This is a direct consequence of the fact that, with regard to credit cross-limit structures, credit limits and outstanding balances are measured at different levels. Specifically, credit cross-limit structures are points where outstanding balances are measured and compared to credit limits. Depending on the type of business, credit limits are granted only at certain levels of the credit cross-limit structure whereas outstanding balances, however, are measured at all levels of the structure.

1 the individual credit sub-limits set for the products, by the credit cross-limit. An
 2 illustration of the mechanics of a multi-product credit facility is provided in Example 5.

Example 5: Multi-product credit facility as an example of a credit cross-limit comprising sub-limits

A multi-product credit facility, issued under a contract, is considered where a total amount of €100 million can be drawn by the debtor under the following products:

- working capital credit, up to €80 million;
- fixed-term credit, up to €25 million;
- advance payment guarantees, up to €50 million.

Using the terminology of credit cross-limit structures, the multi-product credit facility is a credit cross-limit of €100 million which caps the total amount available under three credit sub-limits, available to one debtor. This credit cross-limit structure implies that as of a given date the following applies:

a) working capital credit can be drawn up to the lower of:

- €80 million;
- €100 million less the sum of the aggregated outstanding balances under the fixed-term credit and advance payment guarantees credit sub-limits;

b) fixed-term credit can be granted up to the lower of:

- €25 million;
- €100 million less the sum of the aggregated outstanding balances under the working capital credit and advance payment guarantee credit sub-limits;

c) advance payment guarantees can be issued up to the lower of:

- €50 million;
- €100 million less the sum of the aggregated outstanding balances under the working capital credit and fixed-term credit sub-limits.

For instance, this could be as follows: if €40 million is outstanding under the working capital credit sub-limit and €25 million under the fixed-term credit sub-limit, then a maximum of €35 million (not €50 million) may be issued under the advanced payment guarantees credit sub-limit.

3 In the general case the amount still available to be drawn under one individual
 4 instrument of a credit cross-limit structure depends on the outstanding balances of all
 5 instruments of the credit cross-limit (as well as drawing possibilities in relation to the
 6 instrument as it is with instruments in general – for example, some instruments by
 7 definition do not comprise any off-balance sheet amount). As the procedure has to
 8 be applied recursively, however, determining the amount available to be drawn for all
 9 related instruments at once is generally not possible. Consequently, the off-balance-
 10 sheet amount cannot generally be established for all related instruments of a credit
 11 cross-limit.

- 1 Nevertheless, the expectation is that the data essential in relation to the off-balance-
 2 sheet amounts vis-à-vis credit cross-limit structures should at least include the
 3 information⁸ about:
- 4 • whether a given instrument is associated with a credit cross-limit or a sub-limit;
 - 5 • the contract that gives rise to the credit cross-limit and the individual
 6 instruments;
 - 7 • the amount of the credit cross-limit;
 - 8 • all the instruments via which the credit available under the credit cross-limit can
 9 be drawn by the debtor;
 - 10 • the link between the cross-limit and the instruments – the credit cross-limit
 11 structure;
 - 12 • the individual sub-limits of all the instruments under the credit cross-limit;
 - 13 • all the outstanding balances (amounts drawn) under the individual instruments
 14 of the credit cross-limit.
- 15 By way of illustration, Table 17 summarises the necessary information with regard to
 16 the multi-product facility referred to in Example 5.

Table 17 Overview of the essential information on credit cross-limit structures

The essential information regarding the credit cross-limit structure from Example 5 is summarised in the table.

Contract identifier	Cross-limit identifier	Instrument identifier	Product type	Outstanding balance	Type of credit limit	Credit limit amount
Cont#1	CF#123	CF#123	Multi-product facility	€65m	Cross-limit	€100m
Cont#1	CF#123	CF#123#1	Working capital credit	€40m	Sub-limit	€80m
Cont#1	CF#123	CF#123#2	Fixed-term credit	€25m	Sub-limit	€25m
Cont#1	CF#123	CF#123#3	Advance payment guarantees	€0m	Sub-limit	€50m

The information that can be readily derived from this overview includes:

- a) the information about which instruments are related to the credit cross-limit;
- b) the credit cross-limit amount and the credit sub-limits set for the related instruments;
- c) the outstanding balances of the individual instruments and the total outstanding balance of the credit cross-limit;
- d) the total off-balance-sheet amount available.

- 17 With regard to the off-balance-sheet amounts vis-à-vis the individual instruments, it
 18 is necessary to take account of the constraint that the sum of the off-balance-sheet

⁸ Note that this list does not include the information that is generally relevant as regards instruments in the context of AnaCredit, such as the type of instrument, any aspects affecting the possibility of drawing credit, the counterparties involved, the protection received, etc.

1 amounts vis-à-vis the related instruments may not exceed the off-balance-sheet
2 amount of the cross-limit itself.

3.4.3.1 Criteria for reporting instruments in the case of a credit cross-limit structure

3 *Revision mark: section moved*
4 *from former Section 4.6.3.1.1 in*
5 *Part I of the Manual*

In general, whether or not an instrument is reportable is determined by the criteria triggering reporting, in which the type of instrument as referred to in Article 1(23) of the AnaCredit Regulation plays an essential role (cf. Chapter 5 in Part I of the Manual).

7 Therefore, with regard to instruments in the case of a credit cross-limit (e.g. a multi-product credit facility), for each instrument it is necessary to establish the type of instrument in accordance with Article 1(23) of the AnaCredit Regulation.

10 Generally, two possibilities arise.

- 11 1. If at the reporting reference date the type of instrument is determined to be
12 one of the types of instrument referred to in Article 1(23), the instrument is
13 subject to reporting. If so, then both the drawn amount and the undrawn
14 amount (if any) should be reported to AnaCredit.
- 15 2. If at the reporting reference date the overall features of the instrument do not
16 make the instrument compatible with any of the types of instrument referred
17 to in Article 1(23), the instrument is not subject to AnaCredit reporting.

18 *The credit cross-limit itself is in*
19 *principle not an eligible instrument*

As a general principle, a credit cross-limit itself is not one of the types of instrument referred to in Article 1(23) of the AnaCredit Regulation, since any drawings of the cross-limit take place solely by means of the individual instruments under the cross-limit. This superior credit cross-limit instrument is therefore not subject to AnaCredit reporting. For instance, in line with Example 5, the multi-product facility, in which the credit is the cross-limit itself, is not subject to AnaCredit reporting.

24 *Any instrument under a credit*
25 *cross-limit has to be evaluated*
26 *individually with regard to its type of*
27 *instrument in accordance with*
28 *Article 1(23)*

Nevertheless, any individual instrument under the cross-limit whose type of instrument matches any of the types of instrument referred to therein is subject to AnaCredit reporting. For instance, with reference to Example 5, the type of instrument has to be determined in accordance with Article 1(23) of the AnaCredit Regulation for the following three instruments with a sub-limit: the working capital credit sub-limit, the fixed-term credit sub-limit and the advance payment guarantees sub-limit.

31 Furthermore, as in the general case, for an instrument which is subject to reporting,
32 any undrawn amount that is intrinsically linked with the instrument should be
33 reported under the data attribute "off-balance sheet amount" and has to be taken into
34 account when calculating the commitment amount relevant for the reporting
35 threshold.

1 The total commitment amount of all
2 eligible instruments under a credit
3 cross-limit is capped at the amount
4 of the cross-limit

In the case of instruments under a credit cross-limit, the commitment amount for each such instrument is the credit sub-limit amount of the individual instrument. However, the total commitment amount of all instruments under a credit cross-limit that are subject to AnaCredit reporting should be capped at the cross-limit amount for the purpose of determining the debtor's commitment amount.⁹

Consequently, related instruments that exist under a credit cross-limit are reported to AnaCredit if they are eligible instruments and the debtor's commitment amount (which should include the sum of the commitment amounts of all eligible instruments under the cross-limit, capped at the amount of the cross-limit) reaches or exceeds the reporting threshold of €25,000.

Example 6 provides an indication of how the multiproduct credit facility introduced in Example 5 is considered in AnaCredit in line with the above-mentioned criteria.

Example 6: Reporting of a credit cross-limit structure

For the multi-product credit facility in Example 5 above, the only eligible instruments of the multi-product credit facility are:

- (a) the working capital credit sub-limit;
- (b) the fixed term credit sub-limit.

With regard to the advance payment guarantee sub-limit and the multi-product credit facility cross-limit itself, these products are not eligible instruments because they are not any of the types of instrument determined in accordance with Article 1(23).

In line with the criteria for reporting in the case of credit cross-limit structures:

- the multi-product credit facility cross-limit (instrument identifier CF#123 in Table 17 above) is not subject to AnaCredit reporting;
- the off-balance sheet amount of the multi-product credit facility (instrument identifier CF#123 in Table 17) amounts to €35 million;
- the advance payment guarantee sub-limit (instrument identifier CF#123#003 in Table 17) is not subject to AnaCredit reporting;
- the working capital credit sub-limit (instrument identifier CF#123#001 in Table 17) is an eligible instrument and is subject to AnaCredit reporting;
- the fixed-term credit (instrument identifier CF#123#002 in Table 17) is an eligible instrument and is subject to AnaCredit reporting;
- the commitment amount of the working capital credit sub-limit (instrument identifier CF#123#001 in Table 17) is €80 million;
- the commitment amount of the fixed-term credit sub-limit (instrument identifier CF#123#002 in Table 17) is €25 million;
- the combined commitment amount of the two eligible instruments amounts to €100 million, and is the lower of (€80 million + €25 million) and €100 million.

⁹ Please note that thanks to the commitment amount of an instrument defined in this way, AnaCredit reporting in the case of credit cross-limit structures does not depend on the off-balance sheet amount of the instruments. Moreover, since the total commitment amount of all eligible instruments of a credit cross-limit structure is capped at the amount of the cross-limit, no double (multiple) counting of the undrawn amount takes place when determining the debtor's commitment amount.

3.4.3.2 Off-balance-sheet amount

1 As off-balance-sheet amounts of instruments under a credit cross-limit primarily
 2 depend on the credit limit which is assigned at the level of a credit cross-limit
 3 structure and cannot therefore be unequivocally determined, they are allocated by
 4 the reporting agents taking into consideration the outstanding nominal amount(s) of
 5 the instruments under the credit cross-limit and the remaining off-balance-sheet
 6 amount of the cross-limit.

7 Additionally, the following aspects are considered:

- 8 • the off-balance-sheet amounts of the instruments under the credit cross-limit
 9 change according to the changes in the respective outstanding nominal
 10 amounts of the instruments;
- 11 • the sum of the off-balance-sheet amounts allocated to the instruments under
 12 the credit cross-limit cannot be higher than the off-balance-sheet amount of the
 13 cross-limit;
- 14 • any sub-limits that are set at the level of individual instruments belonging to the
 15 credit cross-limit structure, as the sum of the outstanding nominal amount and
 16 the (allocated) off-balance-sheet amount of the instrument, cannot exceed the
 17 sub-limit of the instrument;
- 18 • the existence of any non-eligible instruments that co-exist under the credit
 19 cross-limit but are not subject to AnaCredit reporting, i.e. if the credit cross-limit
 20 can be used vis-à-vis both eligible and non-eligible instruments, the existence of
 21 the non-eligible instruments is considered when allocating the credit cross-
 22 limit's off-balance-sheet amount to the instruments reported to AnaCredit
 23 (e.g. the off-balance-sheet amount of the credit cross-limit reflects any amounts
 24 outstanding under the non-eligible instruments, if relevant);
- 25 • any additional information which may be used to assign the off-balance-sheet
 26 amounts in accordance with internal risk management practices, provided that
 27 these practices do not conflict with the criteria for reporting in the case of credit
 28 cross-limit structures. In the rare event of conflict, these criteria take precedence.

25 *Revision mark: the clarifications*
 26 *have been enhanced in line with*
 27 *Q&A 2018/0020*

29 *Revision mark: the clarifications*
 30 *have been streamlined, also taking*
 31 *into account the enhancements*
 32 *below*

33 If an instrument, by definition, does not comprise any undrawn amounts at any
 34 moment in time (for example, lump-sum credits), the off-balance-sheet amount is
 35 reported as "non-applicable". However, in the case of instruments which do comprise
 36 undrawn amounts over their life but at a given reporting reference date the undrawn
 37 amount is fully utilised (meaning that no additional drawing is possible at the given
 38 moment), the data attribute "off-balance-sheet amount" is reported as zero (cf.
 39 Section 4.4.10 in Part II of the Manual for more information).

40 Please also note that the establishment of higher-level credit limits or sub-limits does
 41 not in itself (i.e. without the creation of the corresponding instruments) entail a
 reporting obligation. Thus, instruments under higher-level credit limits are only
 subject to AnaCredit reporting if they have actually been created in accordance with
 Section 3.1.5 in Part II of the Manual (e.g. if they have been created in the bank's IT
 system and have been assigned unique identifiers). However, even where there are

1 instruments created under the credit cross-limit, the amount of the higher-level credit
 2 limit or sub-limit that cannot be allocated to those instruments is not subject to
 3 AnaCredit reporting (cf. Section 4.6.3.1.1 in Part I of the Manual).

4 As regards the mutual relationship between sub-limits and the higher-level credit limit
 5 in the case of multi-debtor/product credit limit structures in general, please note that
 6 debtor or product sub-limits are typically agreed in order to limit the creditor's
 7 exposure to a given debtor or product, while higher-level credit limits restrict the
 8 creditor's exposure to a group of debtors (in the case of multi-debtor credit limit
 9 structures) or a group of products (in the case of multi-product credit limit structures).
 10 Obviously, the sum of all sub-limits should exceed the higher-level credit limit for the
 11 higher-level credit limit to have any effect.

12 **Allocating off-balance-sheet amounts to instruments that do not** 13 **comprise an undrawn amount**

14 *Revision mark: the clarifications* Please note that AnaCredit does not collect information on higher-level credit limits
 15 *have been enhanced in line with* or sub-limits.
 16 *Q&A 2018/0018*

17 Nevertheless, an off-balance-sheet amount is reported if additional funds can be
 18 drawn by the debtor vis-à-vis the instrument. This is determined by, among other
 19 things, the nature of the instrument in question (e.g. revolving versus non-revolving)
 20 and the existence of higher-level credit limits or sub-limits (beyond which funds
 21 cannot be drawn by the debtor). Therefore, given an instrument's individual limit (i.e.
 22 any sub-limits that are set at the level of individual instruments belonging to the
 23 credit cross-limit structure), the (allocated) off-balance-sheet amount reflects the fact
 24 that the debtor is able to draw funds up to the sub-limit, without exceeding it. In other
 25 words, the sum of the outstanding nominal amount and the (allocated) off-balance-
 sheet amount of the instrument cannot exceed the sub-limit of the instrument.

26 In the specific context of AnaCredit, where not all of the products that can potentially
 27 co-exist under a higher-level credit limit are subject to AnaCredit reporting (as in the
 28 case of financial guarantees, which currently fall outside the scope of AnaCredit), it
 29 may be that the sum of all the outstanding nominal amounts and (allocated) off-
 30 balance-sheet amounts that are reported to AnaCredit is less than the higher-level
 31 credit limit. This is particularly true of cases where only lump-sum types of instrument
 32 or instruments with individual sub-limits existing under a higher-level credit limit are
 33 reported to AnaCredit and where, owing to the nature of those instruments and/or
 34 the individual sub-limits, it is not possible to reflect the total higher-level credit limit.

35 **Treatment of a credit limit denominated in a currency other than the** 36 **currency of the instrument**

37 *Revision mark: the clarifications* For the reporting of the off-balance sheet amounts of instruments denominated in a
 38 *have been enhanced in line with* currency different from that established for the higher-level credit, in the context of
 39 *Q&A 2018/0017* AnaCredit, all amounts are always reported in euro (following a currency conversion
 40 where relevant), so it is always possible to determine whether, and to what extent,
 41 the debtor is able to draw any additional funds vis-à-vis the instrument on the
 42 reporting reference date. Consequently, off-balance-sheet amounts – allocated
 43 where relevant – are reported in euro, even in cases where a credit limit exists at a

1 higher level and relates to a number of different instruments, and regardless of the
2 currency in which those instruments are denominated.

3.5 Specific business cases for the AnaCredit data model

3 For the sake of uniformity, [Example 7](#), which illustrates the first business case, is
4 based on Example 54 in Section 7.4.1.1 in Part II of the Manual.

Example 7: Instrument with fully liable debtors

This example involves an instrument JNTLBLTYINS#1 (disbursed on 15 March 2019) arising under a contract CNT#A#16 (with an inception date of 15 March 2019). The nominal outstanding amount of €50,000 in US dollars is reported in the financial dataset for the instrument as of 31 March 2019. The instrument is held and serviced solely by a bank (CPTY#A).

Two counterparties (DBTR#1 and OBLGR#2) are the only debtors to the instrument and, as stipulated by the contract, are each fully liable for the total outstanding debt arising under the instrument. Both DBTR#1 and OBLGR#2 are legal entities.

As the debtors are fully liable for the outstanding nominal amount (i.e. €50,000 on 31 March 2019), the fraction of the liability of each of the two debtors is established to be 100%. Consequently, the joint liability amount is determined to be €50,000 for each debtor.

The following tables illustrate the reporting of the instrument dataset (Table 18), the counterparty-instrument dataset (Table 19) and the joint liabilities dataset (Table 20).

Table 18 Indication of the instrument dataset

Reporting reference date	Observed agent identifier	Contract identifier	Instrument identifier	Currency	Inception date	Settlement date
31/03/2019	CPTY#A	CNT#A#16	JNTLBLTYINS#1	USD	15/03/2019	15/03/2019

Table 19 Indication of the counterparty-instrument dataset

Reporting reference date	Observed agent identifier	Contract identifier	Instrument identifier	Counterparty identifier	Counterparty role
31/03/2019	CPTY#A	CNT#A#16	JNTLBLTYINS#1	CPTY#A	Creditor
31/03/2019	CPTY#A	CNT#A#16	JNTLBLTYINS#1	CPTY#A	Servicer
31/03/2019	CPTY#A	CNT#A#16	JNTLBLTYINS#1	DBTR#1	Debtor
31/03/2019	CPTY#A	CNT#A#16	JNTLBLTYINS#1	OBLGR#2	Debtor

Table 20 Indication of the joint liabilities dataset

Reporting reference date	Observed agent identifier	Contract identifier	Instrument identifier	Counterparty identifier	Joint liability amount
31/03/2019	CPTY#A	CNT#A#16	JNTLBLTYINS#1	DBTR#1	50,000.00
31/03/2019	CPTY#A	CNT#A#16	JNTLBLTYINS#1	OBLGR#2	50,000.00

In the instrument/financial datasets, the instrument is reported as a single instrument. However, the instrument appears in two records in the joint liabilities dataset, where each debtor is registered with a 100% liability amount for the instrument.

Let us assume additionally that there is a protection item (Protection#1), as the loan was used to acquire a commercial real estate property which is then used as collateral. The protection is owned by both parties, but in unequal amounts: DBTR#1 owns a part of the

property worth €40,000 while OBLGR#2 owns a part worth €10,000.

Accordingly, the protection is delivered as one item to the protection received dataset, taking into account the respective protection valuation approach. The value of the protection is irrespective of the counterparty's individual share (the protection is valued as one total item – worth €50,000 in the example).

Table 21 Indication of the instrument-protection received dataset

Reporting reference date	Observed agent identifier	Contract identifier	Instrument identifier	Protection identifier	Protection allocated value
31/03/2019	CPTY#A	CNT#A#16	JNTLBLTYINS#1	PROTECTION#1	50,000.00

Table 22 Indication of the protection received dataset

Reporting reference date	Observed agent identifier	Protection identifier	Type of protection	Protection value	Real estate collateral location
31/03/2019	CPTY#A	PROTECTION#1	Commercial real estate	50,000.00	DE-65760

As AnaCredit currently stands, only one protection provider of the protection item is reported in the protection received dataset (cf. Section 6.2.2.4.4 in Part I of the Manual for more information).

- 1 The second business case, which is more complex, is illustrated by a case involving
 2 two distinct cross-limit setups, where:
- 3
- one of the structures is without a sub-limit (debtor or instrument), cf. Example 8;
 - the other structure includes such limits, cf. Example 9.
- 4

Example 8: Credit cross-limit without a sub-limit at the debtor or instrument level

Two debtors, DBTR#A and OBLGR#B, receive from a creditor (BANK#D) a joint multi-purpose/multi-product limit of €1,000,000 at the moment of inception (15 March 2019) under CNT#1. Both debtors are fully liable for any debt outstanding under the limit.

At 31 March 2019, the creditor communicates that the funds can be requested by the debtors in respect of an instrument. However, no eligible instrument has been created. This is because the multi-product limit itself, which was created as of 31 March 2019, is not recognised as an eligible type of instrument under Article 1(23) of the AnaCredit Regulation. By 30 June 2019 the debtors have utilised the funds as follows:

- on 16 June DBTR#A €150,000 in US dollars was disbursed in a lump-sum loan (INST#1);
- on 20 June DBTR#A additionally drew €100,000 in euro via an overdraft (INST#2) – the debtors were first enabled to use the overdraft on 5 June 2019;
- on 27 June OBLGR#B drew €350,000 in euro via the same overdraft (INST#2);
- on 29 June OBLGR#B additionally took up €50,000 in Japanese yen as a lump-sum loan (INST#3).

The following tables illustrate the reporting principles applied in the reporting period during which the instruments become subject to reporting.

Table 23 Indication of the instrument dataset

Reporting reference date	Observed agent identifier	Contract identifier	Instrument identifier	Currency	Inception date	Settlement date	Commitment amount at inception
30/06/2019	BANK#D	CNT#1	INST#1	USD	15/03/2019	16/06/2019	150,000.00
30/06/2019	BANK#D	CNT#1	INST#2	EUR	15/03/2019	20/06/2019	Non-applicable
30/06/2019	BANK#D	CNT#1	INST#3	JPY	15/03/2019	29/06/2019	50,000.00

Despite the fact that drawings are made by individual debtors, both debtors are fully liable for every instrument. In particular, both DBTR#A and OBLGR#B are reported as debtors in relation to INST#1, INST#2 and INST#3, though only INST#1 is shown in Table 24 (the reporting of INST#2 and INST#3 is analogous to INST#1).

Table 24 Indication of the counterparty-instrument dataset (only INST#1 shown)

Reporting reference date	Observed agent identifier	Contract identifier	Instrument identifier	Counterparty identifier	Counterparty role
30/06/2019	BANK#D	CNT#1	INST#1	BANK#D	Creditor
30/06/2019	BANK#D	CNT#1	INST#1	BANK#D	Servicer
30/06/2019	BANK#D	CNT#1	INST#1	DBTR#A	Debtor
30/06/2019	BANK#D	CNT#1	INST#1	OBLGR#B	Debtor

From the example, the joint liability amount represents the part of the outstanding nominal amount of each debtor taking into account the conditions of the joint liability (both debtors being fully liable in this case). This is represented in Table 25.

Table 25 Indication of the joint liabilities dataset

Reporting reference date	Observed agent identifier	Contract identifier	Instrument identifier	Counterparty identifier	Joint liability amount
30/06/2019	BANK#D	CNT#1	INST#1	DBTR#A	150,000.00
30/06/2019	BANK#D	CNT#1	INST#1	OBLGR#B	150,000.00
30/06/2019	BANK#D	CNT#1	INST#2	DBTR#A	450,000.00
30/06/2019	BANK#D	CNT#1	INST#2	OBLGR#B	450,000.00
30/06/2019	BANK#D	CNT#1	INST#3	DBTR#A	50,000.00
30/06/2019	BANK#D	CNT#1	INST#3	OBLGR#B	50,000.00

The off-balance-sheet amounts are allocated using the principles described in Section 3.4.3.2. The following is a conceptual representation of the illustrative case.

Table 26 Indication of the financial dataset

Reporting reference date	Observed agent identifier	Contract identifier	Instrument identifier	Outstanding nominal amount	Off-balance-sheet amount
30/06/2019	BANK#D	CNT#1	INST#1	150,000.00	Non-applicable
30/06/2019	BANK#D	CNT#1	INST#2	450,000.00	350,000.00
30/06/2019	BANK#D	CNT#1	INST#3	50,000.00	Non-applicable

In this example, the off-balance-sheet amounts are allocated to INST#1, INST#2 and INST#3 in accordance with the internal risk management policies of BANK#D, considering that the data attribute does not apply in the case of lump-sum loans and the fact that the sum of the off-balance-sheet amounts is equal to the remaining off-balance-sheet amount of the authorised and committed cross-limit, because all of the reported instruments under the cross-limit are relevant for AnaCredit reporting and there is no involvement of natural persons.

- 1 *Revision mark: the instrument's creation date has been changed to 15 March 2019 in Example 9*
- 2
- 3

In the second case, sub-limits are included both at the sub-debtor level and at the instrument level (where the sum of individual debtor sub-limits exceeds the total limit set for the cross-limit).

Example 9: Credit cross-limit with sub-limits at both debtor level and instrument level

Similarly to the case presented in [Example 8](#), debtors DBTR#A and OBLGR#B receive from a creditor (BANK#D) a joint multi-purpose/multi-product limit of €1,000,000 at the moment of inception (15 March 2019) under CNT#1.

The multi-purpose/multi-product limit may be used for both revolving and non-revolving products. However, owing to the elevated risk of the product, BANK#D limits the revolving part of the credit facility to a maximum amount of €450,000.

In addition, individual credit limits are set for the debtors: DBTR#A receives a €700,000 limit while OBLGR#B receives a €400,000 limit. Although the sum of the amounts allocated to the individual debtors exceeds the multi-purpose/multi-product limit, the debtors are not entitled to any funds above the joint limit.

At 15 March 2019, the creditor communicates that the funds can be requested by the debtors in respect of an instrument. However, no eligible instrument has been created. This is because the multi-product limit, which was created as of 15 March 2019, is not recognised as an eligible type of instrument under Article 1(23) of the AnaCredit Regulation. By 30 April 2019 the debtors have utilised the funds as follows:

- on 13 April DBTR#A drew down €550,000 in US dollars under a lump-sum loan (INST#1);
- on 17 April DBTR#A additionally drew €150,000 in euro via an overdraft (INST#2) – the debtor was first enabled to use the overdraft on 5 April 2019;
- on 24 April OBLGR#B drew €125,000 in euro via an overdraft (INST#3) – the debtor was first enabled to use the overdraft on 5 April 2019;
- on 26 April OBLGR#B additionally took up €50,000 in Japanese yen as a lump-sum loan (INST#4).

The following tables illustrate the reporting principles applied at 30 April 2019 after the instruments become subject to AnaCredit reporting.

Despite the fact that drawings are made by individual debtors, both debtors are jointly

liable for the entire debt outstanding under the credit facility; the debtors are therefore also jointly liable for every instrument. Consequently, both debtors are reported as debtors in relation to INST#1, INST#2, INST#3 and INST#4 in the counterparty-instrument dataset (not shown).

Table 27 Indication of the instrument dataset

Reporting reference date	Observed agent identifier	Contract identifier	Instrument identifier	Currency	Inception date	Settlement date	Commitment amount at inception
30/04/2019	BANK#D	CNT#1	INST#1	USD	15/03/2019	13/04/2019	550,000.00
30/04/2019	BANK#D	CNT#1	INST#2	EUR	15/03/2019	17/04/2019	Non-applicable
30/04/2019	BANK#D	CNT#1	INST#3	EUR	15/03/2019	24/04/2019	Non-applicable
30/04/2019	BANK#D	CNT#1	INST#4	JPY	15/03/2019	26/04/2019	50,000.00

The joint liability amount represents the fraction of the outstanding nominal amount that each of the joint debtors is liable for, taking into consideration the conditions of the joint liability (both debtors being fully liable in this case). This is represented in in Table 28.

Table 28 Indication of the joint liabilities dataset

Reporting reference date	Observed agent identifier	Contract identifier	Instrument identifier	Counterparty identifier	Joint liability amount
30/04/2019	BANK#D	CNT#1	INST#1	DBTR#A	550,000.00
30/04/2019	BANK#D	CNT#1	INST#1	OBLGR#B	550,000.00
30/04/2019	BANK#D	CNT#1	INST#2	DBTR#A	150,000.00
30/04/2019	BANK#D	CNT#1	INST#2	OBLGR#B	150,000.00
30/04/2019	BANK#D	CNT#1	INST#3	DBTR#A	125,000.00
30/04/2019	BANK#D	CNT#1	INST#3	OBLGR#B	125,000.00
30/04/2019	BANK#D	CNT#1	INST#4	DBTR#A	50,000.00
30/04/2019	BANK#D	CNT#1	INST#4	OBLGR#B	50,000.00

The off-balance-sheet amounts are allocated using the principles explained in Section 3.4.3.2. An indicative representation is provided in Table 29.

Table 29 Indication of the financial dataset

Reporting reference date	Observed agent identifier	Contract identifier	Instrument identifier	Outstanding nominal amount	Off-balance-sheet amount
30/04/2019	BANK#D	CNT#1	INST#1	550,000.00	Non-applicable
30/04/2019	BANK#D	CNT#1	INST#2	150,000.00	0.00
30/04/2019	BANK#D	CNT#1	INST#3	125,000.00	125,000.00
30/06/2019	BANK#D	CNT#1	INST#3	50,000.00	Non-applicable

In this example, the off-balance-sheet amounts are allocated to INST#1, INST#2, INST#3 and INST#4 in accordance with the internal risk management policies of BANK#D and taking into consideration the sub-limits set for the revolving instruments (INST#2 and INST#3), the individual limits set for the debtors and the fact that the data attribute “off-balance-sheet amount” does not apply to lump-sum loans. Given that all of the reported instruments under the cross-limit are relevant for AnaCredit reporting and there is no involvement of natural persons, the sum of the off-balance-sheet amounts is equal to the remaining off-balance-sheet amount of the authorised and committed cross-limit.

Revision mark: former Section 3.6 has been dropped given the enhancements above

4 Project finance loans

1 According to Annex I to the AnaCredit Regulation, reporting agents report information
2 on project finance loans.

3 *Revision mark: the reference to
4 the ITS has been updated*

5 According to Annex IV to the AnaCredit Regulation, the data attribute “project finance
6 loan” identifies whether or not an instrument is a project finance loan. The AnaCredit
7 Regulation refers to the definition of project finance loans in Annex V to Commission
8 Implementing Regulation (EU) No 680/2014 (as amended by Commission
9 Implementing Regulation (EU) No 2017/1443 (hereinafter referred to as “the
10 amended ITS”). According to Part 2, paragraph 89 of the amended ITS, project
11 finance loans include loans that meet the characteristics of specialised lending
12 exposures as defined in Article 147(8) of Regulation (EU) No 575/2013 of the
13 European Parliament and of the Council of 26 June 2013 on prudential requirements
14 for credit institutions and investment firms and amending Regulation (EU) No
15 648/2012 (hereinafter referred to as “the CRR”).

16 In this chapter a case study is presented where the main features of project financing
17 are analysed. The analysis looks at questions such as: (i) which parties are involved
18 in project financing and what the responsibilities of each party are, and (ii) what the
19 most important characteristics of the loans used in project financing are, e.g.
20 amortisation schedule, protection received and other relevant details.

4.1 The definition of project finance loans

19 According to Article 147(8) of the CRR, project finance loans possess the following
20 characteristics:

- 21 (a) the exposure is to an entity which was created specifically to finance or
22 operate physical assets or is an economically comparable exposure;
- 23 (b) the contractual arrangements give the lender a substantial degree of
24 control over the assets and the income that they generate;
- 25 (c) the primary source of repayment of the obligation is the income
26 generated by the assets being financed, rather than the independent
27 capacity of a broader commercial enterprise.

28 *Revision mark: the paragraph has
29 been streamlined and a footnote on
the Single Rulebook has been
added*

For more information about “specialised lending exposures”, please refer to the
Single Rulebook Q&A (question ID: 2013_80).¹⁰

¹⁰ The Single Rulebook is available as an online tool that provides a comprehensive compendium of the level-one text for the Capital Requirements Regulation (CRR) and the Capital Requirements Directive (CRD IV), the Bank Recovery and Resolution Directive (BRRD), the Deposit Guarantee Schemes Directive (DGSD), the Payments Services Directive (PSD2), the Mortgage Credit Directive (MCD) and the corresponding technical standards developed by the European Banking Authority (EBA) and adopted by the European Commission (RTS and ITS), and the EBA Guidelines and related Q&As. The interactive Single Rulebook can be accessed at <https://eba.europa.eu/regulation-and-policy/single-rulebook/interactive-single-rulebook>.

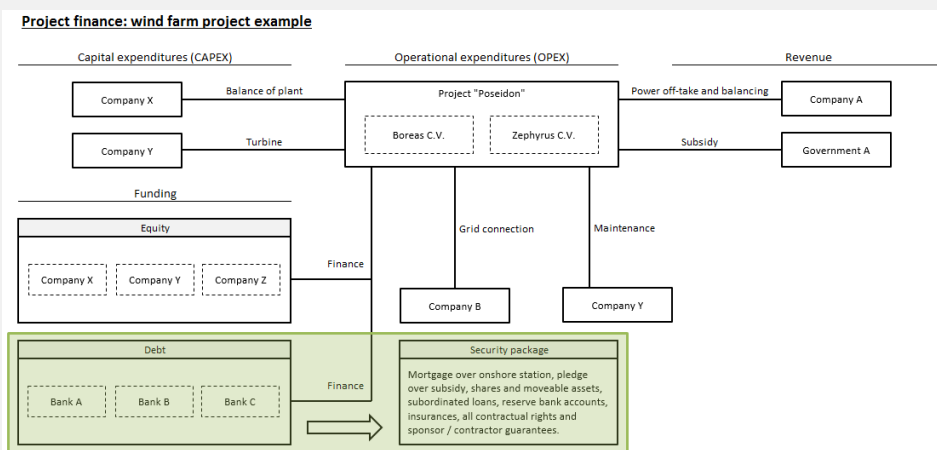
4.2 Structure and main features of project finance

1 As mentioned above, an important feature of project finance is that these loans are
2 primarily recovered from the income of the project. Project finance is used for the
3 financing of long-term infrastructure, industrial projects and public services (for
4 example wind farms and apartment buildings) based on a non-recourse or limited-
5 recourse financial structure where project debt and equity used to finance the project
6 are primarily paid back from the cash flow generated by the project. An important
7 feature of project finance is that the structure and funding of the project are tailored
8 to the project's specific characteristics. Therefore, in practice many solutions are
9 possible, so that different products can be used, with different terms and conditions
10 applicable to each one.

11 For an illustration of a project finance structure, please consider the following
12 example.

Chart 6: Wind farm project as an example of the project structure

The project – called “Poseidon” – is a well-defined ring-fenced¹¹ project with several owners (also called sponsors or investors). The project contains several special-purpose vehicles (SPVs) and is controlled by an independent board (project group).



In this case, the SPVs have the legal form “commanditaire vennootschap”. The managing partners in the company are responsible for the debt of the company. The so-called silent partners provide equity and are – on the condition that they do not interfere in the management of the company – responsible for the investment which they have made. Managing partners are severally liable. However, in these structures (where amounts can reach billions of euro), the partners in the SPV are usually legal entities (not natural persons), themselves with limited liability.

In this project – in which an offshore wind farm is built – company X and company Y are actually building the wind farm. These companies (called contractors) can also provide funding and be responsible for the maintenance of the wind farm.

The (future) revenue of the project is generated by selling the power to company A and from subsidies provided to the project by Government A.

1 However, the main premise in project finance is that the structure has been set up
 2 with one specific goal only: to carry on activities solely for the purpose of the project.
 3 This means that the SPVs are not expected to engage in any business areas not
 4 serving the purpose of the project.

5 The example above is a structure used primarily for infrastructure and industrial
 6 projects. Another area in which project finance loans are common instruments is
 7 commercial real estate, and more specifically the construction or development of
 8 commercial real estate, where one or more financial institutions provide debt and the
 9 revenue of the project could come from rental income (or subsidies where the project

¹¹ Ring-fencing the project means that the project company and all the assets and liabilities will be connected to the project, and the project company is not allowed to be involved in other business transactions (such as borrowing in order to purchase other assets not connected to the project). Ring-fencing a project without establishing a legal entity solely for the purposes of the project is sometimes also possible. In such cases, the project is presumably ring-fenced within an already existing legal entity which also performs other tasks (but these tasks are somehow separated from activities relating to the project).

1 is of interest to the general public, and the Government decides to subsidise the
 2 project).¹² In commercial real estate projects, the property developer owns a building
 3 lot on which it would like to construct (for example) an apartment building (for private
 4 sector rental purpose). In these cases, the project will be (as far as possible) a ring-
 5 fenced project and will involve a project company which is an independent legal
 6 entity (SPV).

7 Funding of special movable assets, e.g. for shipbuilding, is also considered project
 8 finance.

4.2.1 Project finance loan as a syndicated loan

9 To fund a project, the owners provide equity, while large financial institutions –
 10 usually acting as a large syndicate – provide debt. The syndicate can consist of
 11 different sorts of financial institutions, e.g. credit institutions, pension funds, (credit)
 12 insurance corporations and semi-public institutions such as the European Investment
 13 Bank. In the case of a syndicate, the lead arranger can collect the funding from the
 14 syndicate members and transfer the funds to the project company.

15 For more information on the reporting of syndicated loans to AnaCredit, please refer
 16 to Chapter 7. For guidance on the reporting of multi-product credit facilities, please
 17 refer to Chapter 3.

4.3 Elements of project finance loans relevant in AnaCredit

18 Every project is funded with a particular combination of equity and debt. For
 19 AnaCredit, the reporting focuses on:

- 20 • the debt (funded by loans) – the green shaded area in Chart 6;
- 21 • the protection securing the debt;
- 22 • counterparties that are involved in the project finance, and in particular the
 23 debtor and protection provider.

24 The debtor is the legal entity within the ring-fenced project which receives the credit.
 25 The project usually consists of one or more legal entities, established specially for
 26 the purpose of the project.

27 Please also note that whether or not project finance is based on a non-recourse
 28 financial structure is reported accordingly to AnaCredit. Moreover, in the case of
 29 limited-recourse financial structures, the financing is deemed to be with recourse.

¹² Although commercial real estate projects differ from infrastructural and industrial projects in their particular characteristics, the main features are more or less the same.

4.3.1 Financing in various phases of project

1 In project finance, a distinction is generally made between three phases:

- 2 • construction (or pre-completion);
- 3 • completion;
- 4 • post-completion (repayment).

5 The sections below briefly indicate the various aspects of each of the phases that
6 are relevant in AnaCredit reporting. For an indication of how the instrument's
7 characteristics can change over time after the construction phase, please refer to
8 Section 4.4.

4.3.1.1 Construction phase

9 Financing provided by one or more instruments

10 In the construction or pre-completion phase, the funding usually becomes available
11 gradually. After certain criteria have been met, a new drawdown is made available by
12 the creditor to the debtor.

13 Credit lines and other off-balance-sheet forms of financing are reported in
14 accordance with the general guidance provided in Part II of the Manual.

15 Alternatively, the funds can also be made available in full then placed in a deposit
16 account which can be used to pay for the construction costs of the project.

17 In the context of AnaCredit, the financing provided is reported as one or more
18 instruments, with or without off-balance-sheet amounts, depending on the features of
19 the financing. For example, depending on the treatment by the creditor, financing
20 provided in tranches may be reported as one instrument (with an off-balance-sheet
21 amount being the amount of unpaid tranches) or as several instruments, with each
22 instrument representing an individual tranche. For an illustration of how the two
23 different approaches to project finance may be reported to AnaCredit, please
24 consider [Example 10](#) and [Example 11](#).

25 Interest rate and interest accrual

26 *Revision mark: the clarifications on
27 the capitalisation of interest have
28 been enhanced*

29 During the construction phase, up to the time the project starts generating income,
30 no repayments of the financing are typically made, which means that the outstanding
nominal amount can only increase, and often the increase is due to the capitalisation
of interest that is due in accordance with the terms of the contract, i.e. the interest
due on the loan is added to the loan.¹³

¹³ Until capitalised, accrued interest is excluded from the outstanding nominal amount (cf. the definition of outstanding nominal amount in the AnaCredit Regulation).

1 The creditor can also fund the interest expenses up-front and place the amount in a
 2 dedicated deposit account used solely to pay interest expenses during the
 3 construction phase. If such a form of financing interest expenses is used, the money
 4 lent for the purpose of paying interest expenses is also subject to AnaCredit
 5 reporting.

6 Please note that the project company typically hedges the interest rate risk (as the
 7 interest rate is most often variable, and rising interest rates could endanger the debt
 8 service coverage ratio, i.e. the ratio between incoming cash flows and debt service).
 9 Several forms of interest rate risk hedging are possible,¹⁴ such as using an interest
 10 rate cap (maximum up to which the interest rate on the loan can rise) or an interest
 11 rate consolidation ceiling (i.e. when the interest rate reaches a certain level, the
 12 interest rate is set to that level for the remainder of the maturity of the loan). If
 13 applicable, interest rate caps are reported to AnaCredit in the data attribute "interest
 14 rate cap".

15 For the purposes of AnaCredit reporting, the exact type of interest rate for any
 16 relevant instrument is expected to be indicated in the "interest rate type" attribute as
 17 described in Section 3.4.8 in Part II of the Manual.

4.3.1.2 Completion phase

18 Where the financing is required to be redeemed in full after completion of the project
 19 ("bullet" or "balloon" repayment), it may be necessary to refinance the loan. In the
 20 absence of (sufficient) cash flows, and because the finished project generally lacks a
 21 performance history, obtaining loans on traditional terms may not yet be possible. In
 22 such cases, the project usually opts for temporary funding in the form of a bridging
 23 loan. Bridging loans enable the company/project to redeem the construction loan
 24 while awaiting more favourable funding conditions and permanent financing later in
 25 the operation phase (i.e. after the project has been running for several years).

26 Bridging loan as a project finance loan

27 For the purposes of AnaCredit reporting, any such bridging loan, given that it is a
 28 new instrument and not a mere renegotiation of the existing loan, is reported to
 29 AnaCredit and is flagged as a project finance loan, since the new debt is considered
 30 to have taken the place of the existing debt incurred due to the project financing.

31 Liquidating the asset being financed

32 In cases where the asset being financed is sold¹⁵ and not used to generate income
 33 (e.g. rented out), this is reflected by the AnaCredit reporting. For instance, the asset
 34 no longer appears as a protection item in the instrument-protection received dataset,

¹⁴ For example, interest rate swaps. Please note that in the context of AnaCredit, instruments not used for credit risk hedging, such as interest rate swaps, are considered neither as protection received items nor as instruments subject to AnaCredit reporting.

¹⁵ In the case of commercial real estate, the property developer can sell the building during or after the construction phase and use the proceeds of the sale to repay the construction loan.

1 and the proceeds from selling the asset being financed are used to reduce the
2 existing obligation. In particular, if the proceeds are sufficient to repay the financing,
3 the instrument is no longer subject to reporting as it ceases to exist. Otherwise, the
4 instrument continues to be reported to AnaCredit, while the outstanding nominal
5 amount is reduced accordingly. In any case, the asset being financed no longer
6 appears as protection.

4.3.1.3 Post-completion phase

7 In the post-completion (repayment) phase, once the project is completed, the funding
8 received during the construction phase is paid back (both principal and interest).

9 Amortisation schedule

10 In practice, amortisation schedules for project finance loans differ greatly. Possible
11 schedules include: (1) repayment as percentage of the cash flow; (2) annuity; (3)
12 linear; (4) structured (i.e. tailored amortisation schedule taking into account, for
13 example, expensive periods due to maintenance); (5) bullet or balloon repayment;
14 and (6) repayment as a percentage or amount per produced product. The
15 amortisation schedule is reported accordingly in the data attribute “amortisation
16 type”.

17 However, if new repayment conditions apply in the post-completion phase, and the
18 introduction of these conditions was agreed in the original contract, so that no new
19 loan arises, these new repayment conditions are not reported to AnaCredit as a
20 renegotiation of the existing instrument. Instead, as long as the instrument to which
21 they apply remains the same, then the existing AnaCredit record is simply updated to
22 reflect the changed conditions.

4.3.2 Example of a project finance loan in AnaCredit

23 In the following example, a credit institution is sponsoring a project with the main
24 objective of the construction and consequent sale of a commercial real estate property.

25 For the sake of simplicity, the loan is assumed to be granted by a single bank rather
26 than by a syndicate.

Example 10: CRE project finance structure in AnaCredit

Commercial real estate (CRE) financing is granted by an observed agent (OA#1) to an SPV (SPV#1) under a generalised facility, with the total value of the financing being agreed at €90,000 (contract CNT#PF signed on 10 May 2019). According to the contract, the facility is granted by means of three lines of credit, each being dependent on a certain milestone during the construction phase, and each being equal in amount.

At completion, the entire loan will be repaid (in three years) by one balloon payment of the remaining outstanding amount in September 2022. Over the entire period, interest payments at a variable rate of EURIBOR 12 months plus 3% (assuming that EURIBOR 12 months is 2%, 2.5% and 3% in September 2019, 2020 and 2021 respectively) will be regularly made. At the time the project was set up, it was contractually agreed that the CRE would serve as collateral for the creditor.

- The first line of credit is disbursed fully in September 2019 to an amount of €30,000 (INST#1). Also in September 2019, the first milestone is reached, thus unlocking subsequent funds.
- The second line of the same amount is disbursed after the second milestone is reached on 30 September 2020 (INST#2);
- The third and final line of the same amount is disbursed after the third milestone is reached in September 2021 (INST#3).

Using its internal pricing models, for the sake of simplicity the bank assumes at each step that the protection value is equal to the debt value. Additionally, the constructor has guaranteed that the construction will be completed even if the debtor defaults.

In September 2022 the CRE property is sold for a price of €150,000, which is used to repay the remaining amount of principal and interest.

The following tables illustrate the reporting of the instrument, financial and instrument-protection received datasets at selected reporting reference dates (i.e. on 30 September 2019, 2020 and 2021 only).

Table 30 Indication of the instrument dataset

Reporting reference date	Contract identifier	Instrument identifier	Type of instrument	Project finance loan	Commitment amount at inception	Inception date	Settlement date
30/09/2019	CNT#PF	INST#1	Other loans	Project finance loan	30,000.00	10/05/2019	30/09/2019
30/09/2020	CNT#PF	INST#2	Other loans	Project finance loan	30,000.00	10/05/2019	30/09/2020
30/09/2021	CNT#PF	INST#3	Other loans	Project finance loan	30,000.00	10/05/2019	30/09/2021

Note that the instrument dataset is reported on change only; this means that if there are no changes in the previously submitted record, there is no need to resubmit the record on subsequent dates. Therefore, INST#1 is not shown in the table above on 30 September 2020 and 2021 and, similarly, INST#2 is not shown on 30 September 2021. The financial dataset (Table 30) shows that the instruments exist on these dates (as well as on the in-between dates, although not shown).

Table 31 Indication of the financial dataset

Reporting reference date	Contract identifier	Instrument identifier	Outstanding nominal amount	Off-balance-sheet amount	Interest rate
30/09/2019	CNT#PF	INST#1	30,000.00	"Non-applicable"	0.050
30/09/2020	CNT#PF	INST#1	30,000.00	"Non-applicable"	0.055
30/09/2020	CNT#PF	INST#2	30,000.00	"Non-applicable"	0.055
30/09/2021	CNT#PF	INST#1	30,000.00	"Non-applicable"	0.060
30/09/2021	CNT#PF	INST#2	30,000.00	"Non-applicable"	0.060
30/09/2021	CNT#PF	INST#3	30,000.00	"Non-applicable"	0.060

Meanwhile, protection is recorded in the instrument-protection received (Table 31) and protection received datasets. Please note that the value of protection is assumed to increase over time as the project advances. In particular, the protection value is assumed to be €20,000 in 2019, €50,000 in 2020 and €84,000 in 2021, in each case just before the respective reporting reference date (Table 33).

Table 32 Indication of the instrument-protection received dataset

Reporting reference date	Contract identifier	Instrument identifier	Protection identifier	Protection allocated value	Third party priority claim
30/09/2019	CNT#PF	INST#1	CRE#1	20,000.00	0.00
30/09/2020	CNT#PF	INST#1	CRE#1	25,000.00	0.00
30/09/2020	CNT#PF	INST#2	CRE#1	25,000.00	0.00
30/09/2021	CNT#PF	INST#1	CRE#1	28,000.00	0.00
30/09/2021	CNT#PF	INST#2	CRE#1	28,000.00	0.00
30/09/2021	CNT#PF	INST#3	CRE#1	28,000.00	0.00

Table 33 Indication of the protection received dataset

Reporting reference date	Contract identifier	Instrument identifier	Protection identifier	Type of protection	Protection value	Date of protection value
30/09/2019	CNT#PF	INST#1	CRE#1	Commercial real estate collateral	20,000.00	05/09/2019
30/09/2020	CNT#PF	INST#1	CRE#1	Commercial real estate collateral	50,000.00	15/09/2020
30/09/2021	CNT#PF	INST#3	CRE#1	Commercial real estate collateral	84,000.00	22/09/2021

Please note that in September 2022, when the real estate property is sold and the loan entirely repaid, the instruments cease and are no longer reported. In addition, at the moment of repayment of the principal including any remaining interest, it is assumed that the interest accrued throughout the life of the project has been capitalised and repaid by the borrower in full. Since the instrument ceases to exist, the instrument-protection received dataset and protection received dataset also cease to be reported.

- 1
 - 2
 - 3
 - 4
- Example 11 illustrates the reporting of financing as described in Example 10 but following an alternative approach, where the observed agent considers the financing as just one instrument with three possible withdrawals (as opposed to the case of three lines of credit depicted in Example 10).

Example 11: CRE project finance structure in AnaCredit – alternative reporting

Please also note that if the observed agent records the loan as one instrument with three possible withdrawals, the remaining amounts are reported as off-balance-sheet amounts in the financial dataset for this single instrument (SNGL#A).

Table 34, Table 35 and Table 36 present the instrument, financial and instrument-protection received datasets respectively in this situation where the loan is considered just one instrument at each reporting reference date. Note that Table 33 above remains valid in this situation.

Table 34 The instrument dataset (where the loan is considered just one instrument)

Reporting reference date	Contract identifier	Instrument identifier	Type of instrument	Project finance loan	Commitment amount at inception	Inception date	Settlement date
30/09/2019	CNT#PF	SNGL#A	Credit lines other than revolving credit	Project finance loan	90,000.00	10/05/2019	30/09/2019

Table 35 The financial dataset (where the loan is considered just one instrument)

Reporting reference date	Contract identifier	Instrument identifier	Outstanding nominal amount	Off-balance-sheet amount	Interest rate
30/09/2019	CNT#PF	SNGL#A	30,000.00	60,000.00	0.050
30/09/2020	CNT#PF	SNGL#A	60,000.00	30,000.00	0.055
30/09/2021	CNT#PF	SNGL#A	90,000.00	0.00	0.060


Table 36 The instrument-protection received dataset (where the loan is considered just one instrument)

Reporting reference date	Contract identifier	Instrument identifier	Protection identifier	Protection allocated value	Third party priority claim
30/09/2019	CNT#PF	SNGL#A	CRE#1	20,000.00	0.00
30/09/2020	CNT#PF	SNGL#A	CRE#1	50,000.00	0.00
30/09/2021	CNT#PF	SNGL#A	CRE#1	84,000.00	0.00

4.4 The development and repayment phases of project finance

- 1 The loan can be made available during the construction phase and afterwards
- 2 (during the post-completion repayment phase) redeemed according to a three-year
- 3 annuity amortisation schedule as shown in Chart 7.

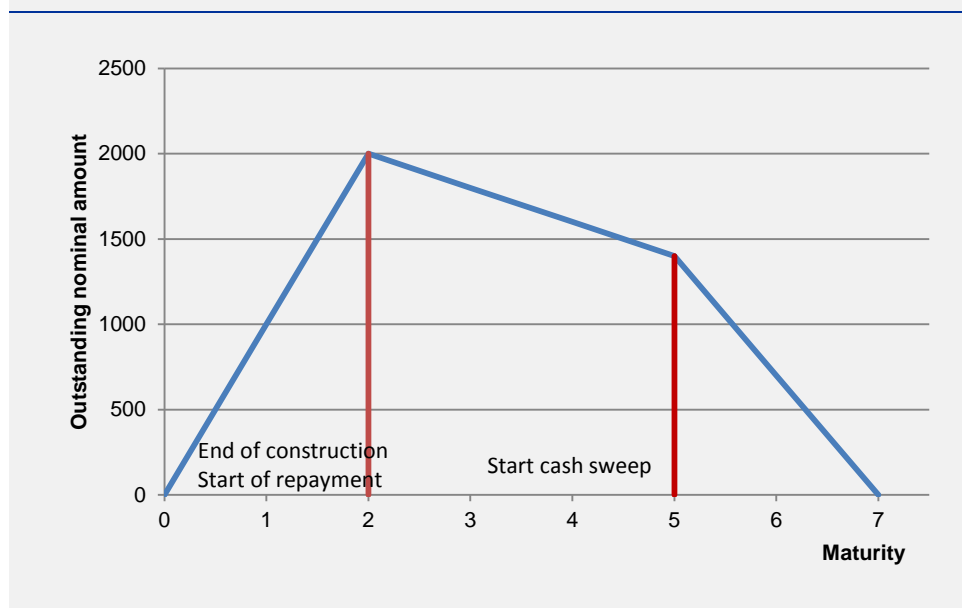
Chart 7: Development and repayment phases of a project finance



1 From the perspective of AnaCredit, this tends to result in a linear amortisation during
2 the repayment phase. In fact, the instrument provided (in the case of a line of credit)
3 might be contractually converted to a fixed loan after the completion of construction.
4 Consequently, the resulting change would, in AnaCredit reporting, be an update of
5 the reported record with the new information if no renegotiation took place and no
6 instrument was newly introduced.

7 In the situation depicted in Chart 8 below, the same loan is described with the same
8 amortisation schedule, but after five years a 100% cash sweep is included. The cash
9 sweep will allocate all cash inflows – after deduction of the maintenance costs of the
10 project – to the creditors for debt service. The loan is redeemed faster and the risk
11 for the creditors is reduced. Due to the cash sweep no cash (or less cash, if the cash
12 sweep is below 100%) is available for paying out dividends to the sponsors.
13 Therefore, the cash sweep is usually a reason for the sponsors to demand
14 refinancing the loan, which will result in a new contract with more favourable
15 conditions for the project company (and the owners).

Chart 8: Project finance loan with a cash sweep



1 The cash sweep, as in cases of a renegotiation, results in an update of the AnaCredit
 2 record (unless it leads to a new instrument being issued). In particular, the following
 3 occur subject to the specific contractual circumstances:

- 4 • the instrument is granted as a credit facility with an off-balance-sheet
 5 amount, which is used up by the SPV during construction;
- 6 • at completion it is converted into a lump-sum loan with a fixed amortisation
 7 schedule, in accordance with the original contract;
- 8 • at a later time after the completion and several repayments, there is a cash
 9 sweep to 100%, which was not a part of the initial contractual agreement.

10 The instrument dataset before the completion and cash sweep is illustrated as
 11 follows.

Table 37 Instrument dataset before the completion and cash sweep

Instrument identifier	Contract identifier	Type of instrument	Project finance loan	Amortisation type
INST#1	CNTRC#A	Credit lines other than revolving credit	Project finance loan	Other

12 Subsequently, the instrument dataset after the completion and before the cash
 13 sweep is illustrated as follows.

Table 38 Instrument dataset after the completion and before the cash sweep

Instrument identifier	Contract identifier	Type of instrument	Project finance loan	Amortisation type
INST#1	CNTRC#A	Other loans	Project finance loan	Fixed amortisation schedule

14 Finally, the instrument dataset during the cash sweep is illustrated in Table 39.

Table 39 Instrument dataset during the cash sweep

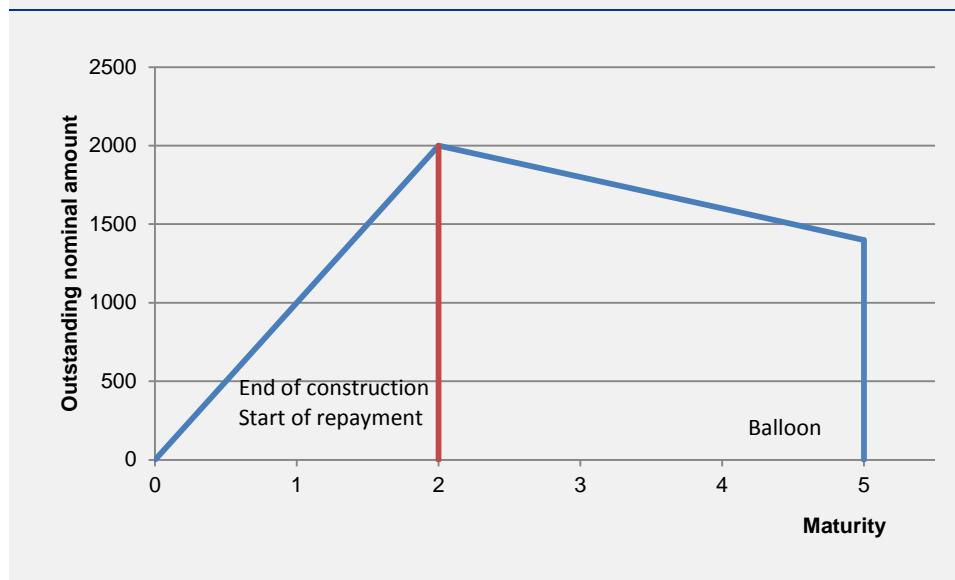
Instrument identifier	Contract identifier	Type of instrument	Project finance loan	Amortisation type
INST#1	CNTRC#A	Other loans	Project finance loan	Other

1 Please note that other data attributes affected by the cash sweep are also updated in
 2 order to reflect the changes to the instrument (for example, a change in the
 3 outstanding nominal amount or the renegotiation status, which are not shown here).

4 In the situation depicted in Chart 9 below, the same loan is described with the same
 5 amortisation schedule, but after five years the loan is redeemed in full (bullet or
 6 balloon repayment), and the company obtains refinancing of the loan for this
 7 purpose.

8 This situation could occur, for example, where the property developer (owner of the
 9 project company) does not want to sell the building immediately after the
 10 construction has been completed, but wants to create (or wait for) a better
 11 opportunity in the market to sell the building at a higher market price. If the creditor
 12 and the project company have agreed in the loan contract that the loan is to be
 13 redeemed in full immediately after the construction has been completed, then the
 14 loan is refinanced for a number of years and redeemed in full on maturity of the
 15 refinanced loan.

Chart 9: Project finance loan redeemed with a balloon payment



4.5 Risk mitigation methods in project finance loans versus protection in AnaCredit

16 As leverage can often reach high levels (sometimes up to 90%) in project financing
 17 structures, such financing is typically granted against solid protection. Therefore,

1 creditors often require a comprehensive security protection package, which might
2 consist of mortgages and of pledges, insurances and guarantees.

3 However, not all elements that generally mitigate a possible loss by counterbalancing
4 the investment qualify as protection in the context of AnaCredit.

5 Performance guarantees are a form of insurance to guarantee that a
6 counterparty will perform under a
7 contract (e.g. a guarantee from
8 company A that it will purchase the
9 power produced by a wind farm for
10 a fixed price over a specified period
of time)

First of all, before financing a project, the creditors demand that future cash flows are secured over for a certain period of time. In the example of the wind farm (cf. Chart 6), the creditors received a guarantee from company A that it will purchase the power produced by the wind farm for a fixed price over a period of X years. In addition, Government A (in order to conform with international climate agreements) will provide a subsidy over a period of X years.

11 Financial guarantees are contracts
12 that require the issuer to make
13 specified payments to reimburse
the holder of a loss it incurs,
because a specified debtor fails to
make payment when due in
14 accordance with the original or
15 modified terms of a debt instrument

However, such commitments and guarantees (so-called performance guarantees, as opposed to financial guarantees), which in fact do not protect the creditor from negative credit events, are not considered to be protection reportable to AnaCredit.

In addition, as project finance is provided only if the cash flows from the project are enough to cover the debt service on the loan (interest and repayments), the loan contract usually sets a lower limit for the debt service coverage ratio. If this ratio falls below the agreed level, the creditors demand measures and extra protection (e.g. a freeze on dividend payments to the owners). While such covenants are generally considered to have a mitigating effect on losses in the event of default, these are not protection in the context of AnaCredit.

21 Besides guarantees of cash flows or similar, creditors also ask for mortgages or
22 pledges on assets of the (ring-fenced) project (e.g. infrastructure, movable assets
23 and financial assets). As items of this kind, when received in relation to loans
24 reportable to AnaCredit, generally protect the creditor from losses in the event of
25 default, they are reported in the protection received dataset accordingly.

26 Similarly, additional guarantees or insurances which are received to protect the
27 creditor against a contractually agreed negative credit event and which are legally
28 enforceable in nature are considered as protection and are reported to AnaCredit
29 accordingly.

30 The example below describes the protection package that may generally be obtained
31 in relation to a project finance loan for commercial real estate construction.

Example 12: Protection package in respect of a project finance loan for commercial real estate construction

When providing financing for commercial real estate construction, creditors generally mitigate risks by obtaining the following protection package:

- (a) contractor guarantee of completion of construction (in the event that the property developer defaults, the creditors have a pledge over the contract with the contractor and will demand completion of the project);
- (b) the renunciation of the right of lien by the constructor (the creditor demands that the constructor renounce its right of lien, i.e. its claim to the building lot and all assets belonging to the building lot in the event of the default of the property developer);
- (c) cost overrun guarantees (where a party gives a guarantee that it will pay for any cost overruns);
- (d) mortgage over the assets of the project company, including the financed real estate and other financial assets;
- (e) in the case of a smaller real estate finance project, financial guarantees may also be received from private natural persons (for example, if the property developer is a family-owned company);
- (f) a pledge over all construction plans and drawings;
- (g) a pledge on building permits;
- (h) a pledge over rental income (the creditor has the right to collect rental income after default of the project company).

Items (a) through to (c) are in principle not considered to form protection securing the financing in the context of AnaCredit as they do not generally protect the creditor from losses in the event of default of the project and/or cannot generally be claimed in the event of default of the project.

In the case of a financial guarantee received from natural persons, the guarantee itself is reported to AnaCredit, although no information on the natural person providing the guarantee is reported. For information on the general treatment of natural persons, please refer to Part II of the Manual.

It is also important to emphasise that protection is typically considered to have a value only if it is ascertained that it will be received. For example, a pledge over rental income can be considered as credit protection for the instrument, with the value of the protection expressed as the total value of the collectibles expected during the potential recovery period, only if it is ascertained that the property will be completed and rented out.

5 Factoring and other trade receivables

1 This chapter provides additional details of AnaCredit reporting requirements as set
2 out in the AnaCredit Regulation in relation to factoring and other trade receivables.

3 Definition of trade receivables

4 “Trade receivables” include loans to
5 other debtors granted on the basis
6 of bills or other documents that give
7 the right to receive the proceeds of
8 transactions for the sale of goods or
9 provision of services. This item
10 includes all factoring transactions
11 (both with and without recourse)

According to Annex IV to the AnaCredit Regulation, trade receivables reported to AnaCredit are defined in Part 2, paragraph 85(c) of Annex V to the amended ITS.

From the perspective of a credit institution, the amended ITS covers both (i) purchased trade receivables and (ii) financing against trade receivables. However, in the context of AnaCredit, the type of instrument is reported as “trade receivables” only as regards purchased trade receivables – please refer to Section 5.3 for details.

Financing against trade receivables is not reported as AnaCredit type of instrument “trade receivables” (i.e. instruments collateralised by receivables) in cases where a different type of instrument applies in accordance with Article 1(23) of the AnaCredit Regulation. This will depend on the characteristics of the financing provided.

There can be different types of contractual agreements concerning the business of factoring which, given that they satisfy the requirements of the AnaCredit definition for “trade receivables”, are subject to the reporting requirements under this type of instrument.

According to the AnaCredit Regulation, the obligation to report an instrument arises in cases where an observed agent acts as either a creditor or a servicer of the instrument. Therefore, the obligation to report instruments to AnaCredit does not depend on whether there is a (direct) contractual link between the observed agent and the debtor of an instrument. This in particular applies to trade receivables, where a direct contractual link between the debtor of the trade receivable and the factor is not needed.

In this context, an observed agent acts as a creditor irrespective of whether it disbursed funds to the debtor or it acquired an obligation of the debtor to make repayments (which was originated by a third party).

5.1 Reporting factoring as a blueprint for reporting trade receivables

28 In the following sections, the treatment of the factoring business falling within the
29 scope of the AnaCredit reporting framework is explained in detail. Any other
30 transactions based on purchased trade receivables reported as “trade receivables”
31 are treated analogously to factoring transactions.

32 Factoring transactions fall within the scope of AnaCredit if the factor, or the servicer
33 to the factor, is a credit institution under Article 4(1)(1) of the CRR in a reporting
34 Member State. In this context, the term “factoring” refers to a transaction where a
35 credit institution purchases trade receivables (e.g. invoices or other claims of

1 companies or sole proprietors against their customers for goods or services) from a
2 third party.

3 5.2 Factoring – defining the case study

3 In the context of AnaCredit,
4 factoring is a transaction in which
5 the counterparty (a service provider
6 or producer of goods) sells its
7 accounts receivable, or invoices, to
8 a credit institution, also known as a
9 “factor”

3 Factoring refers to the sale of a counterparty’s (the “factoring client’s”) claims (in full
4 or in part) recorded under accounts receivable (in the form of invoices), representing
5 money due from the company’s customers (the buyers of the goods or services also
6 referred to as account debtors), to a credit institution known as a “factor” (or
7 “factoring company”).

8 Factoring is generally considered to be short-term financing with an average tenor of
9 30, 60 or 90 days. The terms and nature of factoring business differ across various
10 industries and financial services providers, although factoring companies typically
11 purchase invoices and immediately advance money to the factoring client. The
12 amount advanced (a percentage of the receivables’ face value) also varies,
13 depending on the individual arrangements between the factoring company and its
14 clients.

15 A factoring transaction is carried out on the basis of a factoring agreement. This is a
16 contract whereby the original beneficiary of the trade receivables (the company or
17 factoring client) transfers the receivables to the factor. This document includes the
18 terms and conditions applying to the individual purchases of receivables.

19 A factor provides a range of services to its client, including providing working capital
20 against the purchased/assigned trade receivables, accepting the risk of bad debt and
21 collecting past due accounts. A factor usually charges a management fee for these
22 services and a discount charge for the advance of funds against purchased/assigned
23 trade receivables.

24 The factor ensures the effectiveness of the collection of proceeds from the factoring
25 client’s customers by means of either notifying the customers (so that the proceeds
26 are paid directly to the account of the factor) or by establishing a trust account or
27 pledge on current account (which are effectively means of transferring the paid
28 amounts to the accounts of the factoring company).

29 Before accepting trade receivables, the factor may assess the creditworthiness of
30 the company’s customers and whether they will be capable of paying their invoices
31 on time. The factoring transaction may include third party insurance against the
32 potential negative credit event.

33 Chart 10 below presents a schematic overview of a generalised factoring transaction
34 from a business point of view, together with the counterparties involved in the
35 transaction. The exact content of the services provided by the factor varies according
36 to the factoring clients’ particular requirements. However, all of these solutions follow
37 the same principle, namely that funding is offered on the basis of the trade
38 receivables created by the factoring client.

Chart 10: How factoring works

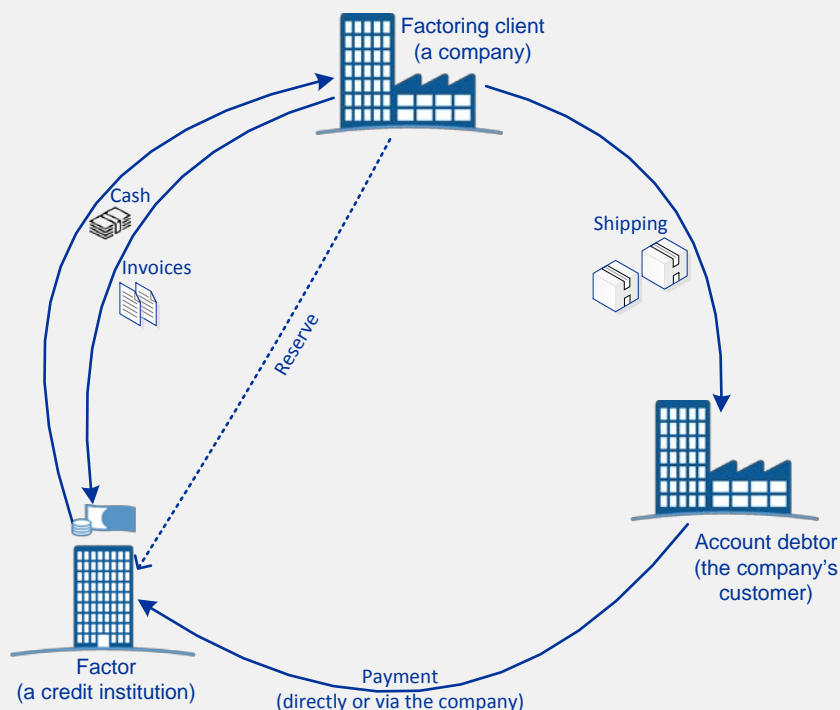
Factoring is typically carried out with the aim of enabling a counterparty to receive cash more quickly than it would by waiting for the customer payment to be made when it falls due.

A factoring transaction in principle always involves three parties: a factor (purchaser of receivables), a factoring client (seller of receivables) and a company's customer (the buyer of the goods or services that has to pay the receivables/invoices).

Following a sale transaction between a company and a buyer, in which the buyer acquires goods or services from the company, the factor purchases the company's trade receivables from the factoring client (i.e. the original beneficiary of the trade receivables) at a discount (i.e. at less than the face value of the trade receivables).

The factor may advance some or all of the money to the factoring client up-front. The factoring contract itself contains stipulations about how the factor will collect the payments from the company's customers (the buyers of the services or goods).

Once the factor receives the payment from the company's customers, the factor pays the factoring client the amount that has not been advanced and the reserve balances of the trade receivables (i.e. an amount of the trade receivables that the factor has retained as (additional) collateral up to the maturity of the trade receivables) minus a fee for assuming the collection risk and the interest payable for the advanced amounts.



The factor buys the receivables at a price which is lower than their face value, thereby effectively charging the applicable fees and interest.

A factoring transaction typically comprises four parts: the advance, the reserve, the factoring interest and the factoring fee.

- The advance rate depends on the industry, the company's customers' credit histories, the type of factoring (recourse or non-recourse) and other criteria, such as the liquidity needs of the factoring client).
- The reserve is an amount retained by the factor in some factoring contracts

and is held by the factor until the company's customer submits the invoice payment in full.

- The factoring interest (also known as the discount interest) is the actual cost of funds that is charged to the factoring client by the factor for advancing the amount of the trade receivables. The specific interest rate is determined by the actual funding amount, the funding period, the customer base (individual consumers versus business clients), the industry risk, the client credit history and the billing structure.
- The factoring fees are amounts collected for assuming the management of the receivables.

Once the company's customer has settled its trade receivable, the discount interest and fees that have not been paid previously are deducted and the factor transfers the remaining balance (depicted in the chart above as "cash up to 100%") to the factoring client, which includes the amount retained as a reserve.

Generally, upon purchasing receivables from the factoring client, the factor provides financing by paying advances to the factoring client. However, there are also factoring transactions that may be carried out without physically advancing the factoring client any funds (i.e. the factor primarily provides an invoice collection service and assumes the credit risk in the case of non-recourse factoring).

1 With regards to the nature of the relationship between the factoring company and the
2 factoring client (and specifically the right to have recourse), a broad distinction is
3 drawn between two types of factoring business:

- 4 • non-recourse factoring – where the factor assumes the full risk of default by the
5 company's customer;
- 6 • recourse factoring – where the risk of default of the debtors of the trade
7 receivables is retained fully or partially by the factoring client (notwithstanding
8 additional protection that may secure the factoring transaction), in which case
9 the factor is able to hold the factoring client liable if the company's customer is
10 unable to pay.

11 In the context of factoring, the right of recourse is the right of the factor to ask the
12 company (the original beneficiary of the trade receivables) to buy back the unpaid
13 trade receivable(s) or to collect the advanced amount from the company's bank
14 account. In other words, in recourse factoring, the factor can have recourse to the
15 factoring client in the event of non-payment by the company's customer. The risk of
16 bad claims against the company's customer debt is retained by the factoring client.

17 Non-recourse factoring, meanwhile, is an arrangement where the factor has no
18 recourse to the factoring client in the event that the trade receivable remains unpaid
19 by the company's customer. In this case, the risk of bad claims against the
20 company's customer is fully or partially absorbed by the factor.

21 Please note that factoring transactions may in reality take different forms from those
22 broadly depicted in the recourse/non-recourse classification.

23 For example, non-recourse factoring does not always mean that recourse to the
24 factoring client is entirely ruled out: under certain circumstances (e.g. cases of
25 dispute, non-delivery, dilution, etc.), the factor may resort to the factoring client.

5.3 General rules regarding the reporting of factoring in AnaCredit

1 This section outlines the general rules for reporting factoring and trade receivables in
2 AnaCredit. The section concludes with stylised examples of how factoring
3 transactions, both with and without recourse, are reflected in the context of
4 AnaCredit.

5 The AnaCredit concepts of instrument and protection

6 Instrument as the opposing
7 positions of debtor and creditor

8 First of all, AnaCredit refers to an instrument in terms of the opposing positions of
debtor and creditor, where the debtor's obligation to make a payment and the
creditor's right to require the payment stand in opposition to each other.

9 Protection is supplementary to an
10 instrument rather than a substitute
11 for an instrument

12 Next, AnaCredit refers to protection that secures the instrument, where the protection
provider is liable only if the debtor fails to meet its obligation. In this sense, protection
is considered as supplementary to an instrument, rather than a substitute for an
instrument.

13 In addition, AnaCredit reporting is aimed at reflecting the positions of debtor and
14 creditor which arise under an instrument, irrespective of how the instrument was
15 originally created, whether or not the original creditor still holds it, or how the
16 instrument is accounted for, as long as the instrument falls within the scope of
17 AnaCredit.

18 For example, with a traditional lending transaction, the debtor is obliged to repay the
19 loan that was disbursed to it by the creditor, while the creditor has the right to receive
20 the payment from the debtor. Please note that the creditor's right and the debtor's
21 obligation are duly captured in AnaCredit reporting. In addition, the debtor's
22 obligation to repay the loan also remains even where the creditor sells the loan to
23 another counterparty, though it is now the other counterparty which has the right to
24 receive the repayment. In the context of AnaCredit, this is reflected by recording the
25 other counterparty as the creditor in place of the original one. Please also note that
26 the obligation of the debtor of the loan does not depend on whether or not there is a
27 guarantor fully guaranteeing the loan. In particular, the existence of a guarantee
28 does not remove the debtor's obligation vis-à-vis the creditor. In this connection,
29 protection is reported to AnaCredit in addition to the loan that it secures, rather than
30 as a replacement for the loan.

31 The opposing positions of debtor and creditor are also recognised in factoring
32 transactions, although the instrument originates differently. More specifically, the
33 transaction underlying the instrument is initially established when the seller of goods
34 or services defers the payment from its customer for the provision of goods or
35 services to a future time. Clearly, the seller's claim (i.e. the trade receivable)
36 representing money due from the seller's customers has some features of an
37 instrument where the debtor (the buyer) is obliged to pay and the creditor (the seller)
38 has the right to receive the payment for the goods and services sold. Thereafter,
39 when the seller decides to transfer its right to receive the payment to a factor in a
40 factoring contract, the obligation of the buyer of the goods or services (i.e. the
41 account debtor) remains, although it is now the factor that is entitled to receive the
42 payment (i.e. the creditor). Other provisions of the factoring contract have less to do

1 with the debtor/creditor polarity of the instrument but rather introduce additional
 2 aspects that become relevant from the new creditor's perspective (e.g. the extent to
 3 which the original creditor – i.e. the factoring client – participates in losses incurred
 4 by the instrument). These elements introduced by the factoring contract, which
 5 essentially functions on the underlying instrument, are generally reflected in the
 6 protection side of AnaCredit.

5.3.1 The debtor in factoring

7 Under the AnaCredit Regulation, factoring is subject to the same requirements as
 8 any other instrument reported to AnaCredit.

9 In particular, as explained above, AnaCredit reporting remains based on the payment
 10 obligation of the debtor (i.e. the counterparty that is liable to pay in the first place, as
 11 opposed to a protection provider which is conditionally liable, i.e. liable only if the
 12 debtor fails to pay) vis-à-vis the creditor (i.e. the counterparty which is entitled to
 13 receive the payment). In this connection, the existence of protection is
 14 supplementary to the debtor's obligation, rather than substituting it. This means in
 15 particular that, as regards reporting trade receivables to AnaCredit, the original
 16 debtor (i.e. the account debtor, or in other words the buyer of goods or services)
 17 remains the same even after the sale of the trade receivables to a factor in a
 18 factoring contract.

19 *The factoring client as debtor if the*
 20 *transferor of the trade receivables is*
 21 *not considered as having*
 22 *transferred all the risks and rewards*
 23 *of ownership*

Nevertheless, considering the need for the AnaCredit requirements not to
 overburden reporting agents while giving a suitable reflection of the reality of
 factoring transactions, reporting agents report the factoring client (the seller of the
 trade receivables), rather than the account debtor, as “the debtor” in cases where, in
 accordance with the applied accounting standard, the transferor of the trade
 receivables is not considered as having transferred all the risks and rewards of
 ownership of the trade receivables.

26 The distinction between recourse and non-recourse is provided as an indication of
 27 those cases of trade receivables where the factoring client, rather than the account
 28 debtor, is reported as the debtor.¹⁶

29 In particular, it is indicated that:

- 30 • for trade receivables with recourse, the debtor is the transferor of the trade
 31 receivables (i.e. the transferor of the trade receivables is considered to keep all
 32 the risks and rewards of ownership of the trade receivables);
- 33 • for trade receivables without recourse, the debtor is the account debtor obliged
 34 to pay the trade receivables.

¹⁶ Please note that the issue is more complex than the simple distinction between trade receivables with or without recourse. For example, IFRS 9 refers to complex rules for derecognition of assets including the requirements of assessing risk and rewards before and after the transfer as well as the possibility of partial derecognition, where the entity shall also determine whether it has retained control of the financial asset if the entity neither transfers nor retains substantially all the risks and rewards of ownership of the financial asset.

1 As this distinction is derived from Part 1, paragraph 44(a) of the amended ITS, the
2 reporting of trade receivables in AnaCredit will largely be aligned with the treatment
3 therein.

4 In this connection, and in order to further simplify the reporting, please note that the
5 reporting of trade receivables varies depending on whether the transferor of the
6 trade receivables is considered, in accordance with accounting standards, to have
7 transferred substantially all the risks and rewards of ownership of the trade
8 receivables. This important distinction guides the reporting principles for individual
9 data attributes in AnaCredit. The different treatments are presented in the
10 subsequent sections.

5.3.2 Factoring by factors which are not credit institutions

11 According to the AnaCredit Regulation, only those factoring transactions which are
12 held or serviced by credit institutions as defined in Article 4(1)(1) of the CRR are
13 subject to AnaCredit reporting.

14 Consequently, factoring provided by factoring companies which are not credit
15 institutions themselves is not subject to reporting to AnaCredit. In particular, factoring
16 carried out by subsidiaries of credit institutions, where the subsidiaries are not credit
17 institutions in accordance with the CRR, do not fall within the scope of AnaCredit.

18 Nevertheless, factoring provided by a factoring company which is not a credit
19 institution, but where a credit institution resident in a reporting Member State acts as
20 servicer, i.e. is responsible for the administrative and financial management of the
21 instrument, is indeed subject to reporting by the credit institution in accordance with
22 Article 4(1)(a)(iv)(ii) of the AnaCredit Regulation.

5.3.3 Factoring versus financing against trade receivables

23 As regards the difference between factoring on the one hand and financing against
24 trade receivables on the other, the important point is whether or not the trade
25 receivables are sold to the credit institution. This consideration is clarified in Section
26 3.4.1 in Part II of the Manual.

27 Financing against trade receivables is a form of borrowing that involves the use of
28 trade receivables exclusively as collateral for the loan (i.e. the trade receivables are
29 pledged as collateral), but where the receivables themselves are not purchased by
30 the credit institution.

31 Consequently, in cases of financing against trade receivables, the type of instrument
32 is not "trade receivables". Instead, the fact that trade receivables are pledged to the
33 instrument is identified by the protection type being reported as "trade receivables",
34 with the protection provider being the one pledging the trade receivables. In this
35 connection, the instrument secured with trade receivables is reported as a suitable
36 type of instrument in accordance with Article 1(23) of the AnaCredit Regulation (for

1 example, “revolving credit other than overdraft or credit card debt” or “other loans”,
2 provided that it meets the respective definition).

3 Financing against trade receivables is not further addressed in the subsequent
4 sections.

5.3.4 Protection in trade receivables

5 In the context of AnaCredit, instruments may be secured by protection. In this
6 connection, and pursuant to Article 1(13) of the AnaCredit Regulation, the
7 counterparty that grants protection against a contractually agreed negative credit
8 event and that bears the credit risk of the negative credit event is a protection
9 provider.

10 A protection provider bears only a conditional obligation to make repayments arising
11 under the instrument, as opposed to a debtor, which is obliged to repay the debt in
12 the first instance (cf. Section 3.3.1 in Part I of the Manual for more information on the
13 difference between a debtor and a protection provider).

14 *Revision mark: the paragraph has* In the case of “trade receivables” instruments under AnaCredit, the trade receivables
15 *been streamlined* purchased by the factor are not protection to the instrument as the purchased trade
16 receivables themselves are the instrument.

17 In the general case, instruments which are trade receivables may be secured by
18 other protection against the lack of payment by the debtor. Other protection includes
19 a reserve (i.e. the refundable purchase discounts), an insurance policy, a guarantee,
20 etc. Such protection is reported in accordance with the general rules of reporting to
21 AnaCredit as explained in Part II of the Manual, which deals with protection under
22 AnaCredit.

23 *Revision mark: editorial changes* In particular, for “trade receivables” instruments, any collateral and partial guarantees
24 *have been applied* that provide first-loss protection for default losses are reported to AnaCredit as
25 protection in the protection received dataset. All protection items securing an
26 instrument are subject to AnaCredit reporting, irrespective of whether they are
27 eligible protection in accordance with the CRR. This also holds in the case of
28 factoring.

5.3.5 Level of granularity

29 In terms of factoring, any trade receivables reported as an AnaCredit instrument are
30 recorded at the level of a debtor and a factoring contract (made between the factor
31 and the factoring client).

32 Consequently, in accordance with the definition of the debtor, which is the account
33 debtor or the factoring client (cf. Section 5.3.1), the level of granularity is set as
34 follows:

- 35 • if the debtor is the factoring client, the granularity is set at the level of an
36 individual factoring contract with the factoring client;

- 1 • if the debtor is the account debtor, the granularity is set at the level of the debtor
2 in combination with the factoring contract.
- 3 In no case is reporting required at the level of an individual trade receivable (i.e. an
4 individual invoice) if this belongs to a pool of trade receivables purchased under the
5 same factoring contract.
- 6 In other words, a pool of trade receivables may be reported to AnaCredit as a single
7 instrument (irrespective of the actual number of claims in the pool), provided that all
8 the claims in the pool have the same debtor and are acquired under the same
9 factoring contract.
- 10 Nevertheless, trade receivables which are purchased under different factoring
11 contracts (between the factor and the factoring client) are always treated as different
12 instruments for the purpose of AnaCredit.
- 13 For example, in cases where the factoring client is reported as the debtor (i.e. where
14 the transferor is not considered to have transferred substantially all risk and rewards
15 of the trade receivables), trade receivables purchased under the same factoring
16 contract between the factor and the factoring client may be reported as one
17 instrument to AnaCredit, despite the fact that numerous different account debtors
18 may be liable for the payment of the trade receivables. However, trade receivables
19 which were purchased under one factoring contract and other trade receivables
20 which were purchased under another factoring contract between the factor and the
21 factoring client are reported to AnaCredit as distinct instruments.
- 22 By contrast, in cases where the account debtor is reported as the debtor (i.e. where
23 the transferor is considered to have transferred substantially all risk and rewards of
24 the trade receivables), only those trade receivables which relate to the account
25 debtor and which were purchased under one and the same factoring contract may
26 be reported to AnaCredit as a single instrument. Otherwise, trade receivables
27 relating to the same debtor but purchased under different factoring contracts are
28 reported to AnaCredit as distinct instruments. Similarly, trade receivables purchased
29 under the same factoring contract but relating to different account debtors are
30 reported as distinct instruments.

5.3.6 Further guidance on reporting trade receivables reported to AnaCredit

- 31 Observed agents are institutional
32 units of credit institutions (or foreign
33 branches of credit institutions)
34 which are reporting agents
- 35 Please note that, in the context of AnaCredit, the reporting is organised at the level of
36 institutional units of credit institutions, rather than credit institutions themselves. To
37 this end, the AnaCredit Regulation differentiates between the reporting agent and its
38 observed agents. More details regarding the distinction between reporting and
39 observed agents can be found in Chapter 2 in Part I of the Manual.
- Receivables which are (i) purchased by observed agents or (ii) purchased by other
legal entities and serviced by resident observed agents fall within the scope of
AnaCredit and are reported to AnaCredit on condition that they fulfil the general
criteria triggering the reporting obligation at a given reporting reference date, as

1 explained in Part I, Chapter 5 of the Manual where it deals specifically with the
2 criteria triggering the reporting obligation.

3 Please note that the particular conditions to be verified are:

- 4 • the debtor condition – as referred to in Article 4(1)(b) of the AnaCredit
5 Regulation;
- 6 • the reporting threshold – as referred to in Article 5 of the AnaCredit Regulation.

7 Conversely, the other conditions – the type of instrument and the conditions in Article
8 4(1)(a)(i)-(iv) of the AnaCredit Regulation – are assumed to be automatically fulfilled
9 for such (i.e. held or serviced) trade receivables.

5.3.6.1 No reporting if the debtor is a natural person

10 Only factoring transactions by credit
11 institutions are within the scope of
12 AnaCredit AnaCredit focuses on credit granted by credit institutions to non-financial
13 corporations and other legal entities. Consequently, credit institutions report to
14 AnaCredit when the “debtor” as defined in the AnaCredit Regulation is a legal entity.

15 For example, with regard to non-recourse factoring, where the account debtor is
16 typically reported to AnaCredit as the debtor, no instrument is reported if the account
17 debtor is a natural person. In the case of recourse factoring, however, the debtor is
18 the factoring client, which is generally a legal entity and hence subject to reporting,
irrespective of whether the account debtors are actually legal entities or natural
persons.

5.3.6.2 Verification of the reporting threshold

19 In accordance with Article 5 of the AnaCredit Regulation, the reporting threshold at a
20 reporting reference date is checked against the debtor’s commitment amount
21 considering all instruments (i.e. not only trade receivables but also other instruments)
22 of the debtor vis-à-vis the observed agent. For more information, please refer to
23 Section 5.2.1 in Part I of the Manual where it deals specifically with the calculation of
24 the debtor’s commitment amount.

25 While the commitment amount of an instrument is defined in Article 1(25) of the
26 AnaCredit Regulation as the sum of the outstanding nominal amount and the off-
27 balance-sheet amount, in the case of trade receivables with an exposure to the
28 account debtor the commitment amount coincides with the outstanding nominal
29 amount, as the off-balance-sheet amount is non-applicable (cf. Section 5.4.8).

30 Please also note that the calculation strictly depends on whether the debtor is the
31 account debtor or the factoring client. In the latter case, the payables of the actual
32 account debtors do not matter individually.

- 1 *Revision mark: a clarification has been added in Example 11 to the effect that only legal entities are involved*
- 2

Please consider [Example 11](#) as an illustration of how to establish whether or not trade receivables are reported to AnaCredit.

Example 13: Calculation of the reporting threshold – the debtor has trade receivables only vis-à-vis the observed agent

A factoring contract for factoring (FACCNT#1) is made between the factor and the factoring client. Under the contract, the factor purchases invoices relating to two different account debtors that are legal entities (ACCDBT#1 and ACCDBT#2). Since in this case the transferor is considered to have transferred substantially all risks and rewards of the trade receivables, the factor recognises exposures to the account debtors. Neither of the account debtors has other instruments vis-à-vis the factor. At a reporting reference date, the outstanding nominal amount of the trade receivables is €79,000 in relation to ACCDBT#1 and €14,000 in relation to ACCDBT#2.

At the reporting reference date, the observed agent establishes the following.

- There are two instruments: trade receivables of debtor ACCDBT#1 and trade receivables of ACCDBT#2.
- The debtor's commitment amount of ACCDBT#1 is €79,000, which exceeds the reporting threshold of €25,000. The instrument is reported to AnaCredit as of the reporting reference date.
- The debtor's commitment amount of ACCDBT#2 is €14,000 and does not reach the reporting threshold. Consequently, the instrument is not reported to AnaCredit.

Example 14: Calculation of the reporting threshold – trade receivables vis-à-vis the same observed agent acquired under different factoring contracts

A factor enters into a factoring contract (FACCNT#1) for factoring with factoring client A. Under the contract, trade receivables payable by account debtors including ACCDBT#1 are purchased, where the transferor is considered to have transferred substantially all risks and rewards of the trade receivables. In addition, the factor enters into a factoring contract (FACCNT#2) for non-recourse factoring with factoring client B, under which trade receivables payable by account debtors including ACCDBT#1 are purchased.

In both cases, the factor recognises exposures to account debtors. Account debtor ACCDBT#1 has no other instruments vis-à-vis the factor.

At a reporting reference date, the outstanding nominal amount of the trade receivables of ACCDBT#1 purchased under contract FACCNT#1 is €15,000, while the amount purchased under contract FACCNT#2 is €22,000.

At the reporting reference date, the observed agent establishes the following.

- There are two instruments vis-à-vis debtor ACCDBT#1: trade receivables purchased under contract FACCNT#1 and trade receivables purchased under contract FACCNT#2.
- The debtor's commitment amount is the sum of the outstanding nominal amounts of the two instruments – this is €37,000. The debtor's commitment amount exceeds the reporting threshold of €25,000, meaning that both trade receivables instruments are reported.

Example 15: Calculation of the reporting threshold – trade receivables and other instruments vis-à-vis the same debtor

A factor enters into a factoring contract (FACCNT#1) for factoring with a factoring client (CPTY#A) whereby numerous trade receivables are purchased where the transferor is not considered to have transferred substantially all risks and rewards of the trade receivables. In addition, the factor has also extended a revolving credit to CPTY#A under contract CNT#2.

In this case, the factor reports the factoring client as the debtor. At a reporting reference date, the outstanding nominal amount of the trade receivables instrument is €10,000 and there is no off-balance-sheet amount, whereas the revolving credit has an outstanding nominal amount of €10,000 and off-balance-sheet amount of €20,000.

At the reporting reference date, the observed agent establishes the following.

- There are two instruments vis-à-vis debtor CPTY#A: trade receivables purchased under contract FACCNT#1 and the revolving credit extended under contract CNT#2.
- The debtor's commitment amount is the sum of the commitment amounts of the two instruments, which is €40,000. The debtor's commitment amount exceeds the reporting threshold of €25,000, meaning that both the trade receivables and the revolving credit are reported.

5.3.7 Stylised factoring transaction vis-à-vis AnaCredit

1 For an illustration of how factoring is reported to AnaCredit, consider the following
2 stylised factoring transaction and the two possible reporting approaches that may be
3 used to reflect the transaction depending on whether the factor recognises exposure
4 to the account debtor or to the factoring client.

5 In this example, factoring refers to the sale of a company's (the factoring client's)
6 claims recorded under accounts receivable (in the form of an invoice), representing
7 money due from its customers (legal entities), to a credit institution referred to as the
8 factor.

Example 16: A stylised factoring transaction

A company manufacturing goods sells products to two customers. For the products sold, one company receives three invoices totalling €40,000, while the other receives five invoices totalling €60,000). The company's customers agree to pay the invoices within three months of delivery of the goods.

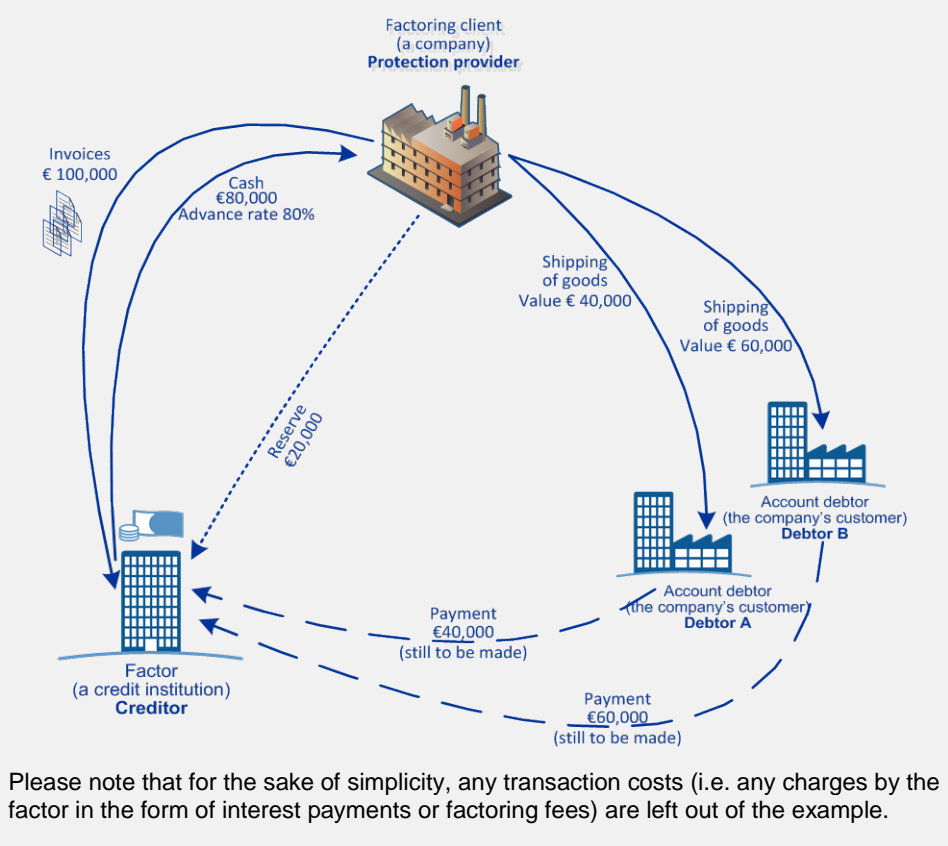
As the customers purchase the goods on deferred payment terms, the company wants to finance its receivables with a credit institution. To this end, the company ("factoring client") sells the right to receive the proceeds of the sales transactions (amounting to €100,000 in total) to the credit institution ("factor") under a factoring agreement between the factoring client and the factor.

Subsequently, the factor advances to the factoring client 80% of the face value of the invoices payable by the company's customers. The other 20% is retained as a reserve.

The factor also provides administration and collection services to the factoring client and is responsible for the administrative and financial management of the trade receivables.

The factoring transaction at origination is schematically presented in Chart 11.

Chart 11: Schematic representation of the stylised factoring transaction



- 1 The following two sections illustrate how the transaction is reported to AnaCredit,
 - 2 depending on how the factoring transaction is accounted for by the creditor.
 - 3
 - 4 Section 5.3.7.1 illustrates the reporting in the case where the company is considered
 - 5 to have transferred substantially all the risks and rewards of ownership of the trade
 - 6 receivables in accordance with the applied accounting standard, i.e. the case of
- exposure to the account debtor.

1 Section 5.3.7.2 illustrates the reporting of factoring transaction in the case where the
2 company has retained substantially all the risks and rewards of ownership of the
3 trade receivables, i.e. the exposure is to the factoring client.

5.3.7.1 Exposure to the account debtor

4 *Revision mark: the description of*
5 *Example 17 has been corrected to*
6 *derecognises the trade receivables*
7 *as the risks and rewards have been*
substantially transferred

Example 17 illustrates how the factoring transaction introduced in **Example 14** is generally reflected in AnaCredit. Please note that in this case, in accordance with the accounting standards applied, the factor recognises exposure to the account debtor (cf. Section 5.3.1).

Example 17: AnaCredit reporting – the case of exposure to the account debtor

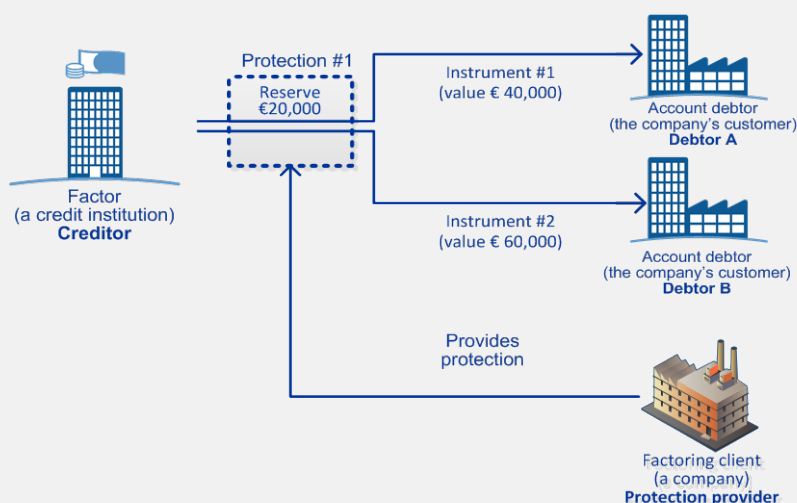
This example relates to the case where the risk of non-payment by the customers is substantially borne by the factor, i.e. where the transferor derecognises the trade receivables as the risks and rewards of ownership have been substantially transferred. In this case, the factor does not have the right to collect the debt from the entity that sold the receivables to the creditor.

Accordingly, in the context of AnaCredit the factoring transaction described in Example 14 comprises the following (any transaction costs are left out of the example):

1. In accordance with Section 5.3.1, the debtors are the account debtors.
2. The contract is the factoring agreement concluded by the factor and the factoring client.
3. In accordance with Section 5.3.5, the level of granularity is set by the factoring agreement and the individual account debtors. Hence, there are only two instruments, one for each account debtor, irrespective of the number of underlying invoices for each debtor:
 - Instrument#1 with *Debtor A* as the debtor;
 - Instrument#2 with *Debtor B* as the debtor;
 - Both instruments are of the type of instrument “trade receivables”.
4. The factor is both creditor and servicer in both instruments.
5. The reserve withheld serves as protection to the total amount payable by the account debtors. Accordingly, a protection item, Protection #1, being the reserve amounting to €20,000, is recognised, where the factoring client is the protection provider. Protection#1 secures both Instrument #1 and Instrument #2.
6. Both instruments are with “no recourse”.

The factoring transaction at origination is schematically presented in the chart below.

Chart 12: Representation of the transaction's essential elements in AnaCredit reporting



5.3.7.2 Exposure to the factoring client

- 1 *Revision mark: the description in Example 18 has been enhanced to clarify that the purchased trade receivables are not protection under AnaCredit*
- 2
- 3

Example 18 in turn illustrates how the factoring transaction introduced in Example 14 is reflected in AnaCredit if, in accordance with the accounting standards applied, the factor recognises exposure to the factoring client (cf. Section 5.3.1).

Example 18: AnaCredit reporting – the case of exposure to the factoring client

This example relates to the case where, in accordance with the accounting standard applied, the company (i.e. the factoring client) is not considered to have transferred substantially all the risks and rewards of ownership of the trade receivables and the factor has the right to collect the debt from the entity that sold the receivables to the creditor. In this case, the factor recognises exposure to the factoring client.

Accordingly, in the context of AnaCredit, the factoring transaction described in Example 14 comprises the following (any transaction costs are left out of the example):

1. In accordance with Section 5.3.1, the debtor is the factoring client.
2. The contract is the factoring agreement concluded by the factor and the factoring client.
3. As in this case the level of granularity is set by the factoring agreement and the factoring client, there is only one instrument (of the type “trade receivables”), irrespective of the number of account debtors and underlying invoices for each account debtor:
 - Instrument #1 with the factoring client as the debtor.
4. At origination, the outstanding nominal amount of the instrument is the advance paid to the factoring client.
5. The factor acts as both creditor and servicer of Instrument #1.
6. As in this case the instrument is already netted with the reserve withheld, the reserve is not reported as protection to the instrument (despite the fact that the factor withheld the reserve to protect itself against losses incurred by the trade receivables).
7. The account debtors that are liable for the payments are not recognised at all.
8. The instrument is with “recourse”.
9. The purchased trade receivables are not reported in AnaCredit as protection items (cf. Section 5.3.4 and Section 5.4.18 above).

The counterparties, their roles and other essential elements of the factoring transaction at origination are schematically presented in the chart below.

Chart 13: Representation of the transaction's essential elements in AnaCredit reporting



5.4 Specific rules for reporting trade receivables

1 This section outlines the reporting of trade receivables vis-à-vis individual data
2 attributes.

3 Please note that the reporting of trade receivables is generally subject to the same
4 requirements as other instruments that are not trade receivables. This means in
5 particular that the AnaCredit Regulation does not distinguish any data attributes that
6 are not required specifically vis-à-vis trade receivables.

7 Nevertheless, some data attributes may not be applicable to trade receivables in
8 certain circumstances. In such cases, the value “non-applicable” is reported, in
9 accordance with the clarifications provided in Part II of the Manual regarding the use
10 of “non-applicable” values.

5.4.1 Type of instrument

11 *Factoring to be reported as “trade*
12 *receivables”* As explained in Section 5.1 above, the type of instrument for factoring transactions is
“trade receivables”.

13 This type of instrument applies to all factoring transactions, regardless of their nature
14 (exposure to the account debtor or to the factoring client).

15 Note that, in the context of AnaCredit, loans secured with trade receivables – i.e.
16 those where the trade receivables are solely pledged rather than purchased by the
17 credit institutions – are not to be reported as “trade receivables”.

5.4.2 Recourse

18 The data attribute “recourse” in the instrument dataset is crucial for the purpose of
19 differentiating between recourse and non-recourse factoring transactions.

20 In the case of recourse factoring, the value “recourse” is reported, whereas in the
21 case of non-recourse factoring, the value “non-recourse” is reported.

22 *Revision mark: a clarification has*
23 *been added to the effect that the*
24 *data attribute “recourse” is defined*
25 *differently for trade receivables*
26 Please note that for the type of instrument “trade receivables” (Section 3.4.7 in Part II
of the Manual) this data attribute indicates whether the creditor has the right to
collect the debt from the entity from which the creditor purchased the receivables,
and it is irrelevant whether or not the creditor has recourse to the debtor under the
general conditions.¹⁷

¹⁷ Please note that, while generally applicable, the data attribute “recourse” is defined differently for trade receivables, with the AnaCredit Regulation stipulating that, in the case of trade receivables, the right to collect the debt from the entity that sold the receivables to the creditor is reported as “recourse”.

5.4.3 Counterparty role

1 For each instrument reported, AnaCredit requires that all counterparties which act as
2 (i) creditor, (ii) debtor and (iii) servicer are always reported in the data attribute
3 “counterparty role” in the counterparty-instrument dataset.

4 Creditor

5 The factor is the creditor to the instrument
6 In the context of AnaCredit, it is the factor purchasing trade receivables under a
7 factoring contract that acts as creditor in the factoring transaction. Consequently, the
8 factor is reported as creditor under the counterparty role in the counterparty-
instrument dataset.

9 Other or additional creditors in the case of securitisation
10 It is also clarified that, in the case of trade receivables subject to securitisation, other
11 or additional counterparties may be reported as creditors in accordance with the
general reporting rules for instruments subject to securitisation.

12 Please note that the factor may be different from the observed agent. This in
13 particular regards cases where the observed agent acts only as servicer and not as
14 creditor.

15 Debtor

16 As explained above, depending on whom the factor recognises as debtor in
17 accordance with the applied accounting standard, the debtor to trade receivables is
18 either (i) the account debtor or (ii) the factoring client (the seller of the trade
19 receivables).

20 In particular, the factoring client, rather than the account debtor, is reported as “the
21 debtor” if, in accordance with the applied accounting standard, the transferor of the
22 trade receivables is not considered as having transferred substantially all the risks
23 and rewards of ownership of the trade receivables.

24 No trade receivables from natural persons in AnaCredit
25 Please note that, pursuant to Article 4 of the AnaCredit Regulation, trade receivables
where the debtor is a natural person are not reported to AnaCredit.

26 Servicer

27 Pursuant to Article 1(14) of the AnaCredit Regulation, the counterparty responsible
28 for the administrative and financial management of the instrument is a servicer to the
29 instrument.

30 In particular, as regards purchased trade receivables, servicer means an entity that
31 manages a pool of purchased receivables on a day-to-day basis.

32 The factor is typically the servicer to the instrument
33 In typical factoring transactions, the administrative and financial management is
34 carried out by the factor. In such cases, it is the factor that acts as servicer in the
context of AnaCredit.

5.4.4 Inception date

1 The inception date to be reported for factoring is the date of the factoring contract
2 made between the factor and the factoring client. In other words, it is the date when
3 the contract was established.

4 The date does not depend upon whether the debtor is the account debtor or the
5 factoring client.

5.4.5 Settlement date

6 The settlement date is the moment at which the price for purchasing the trade
7 receivables is first paid or is due to be paid to the factoring client. More specifically,
8 this is the first disbursement of (any partial amount of) the advance payment to the
9 factoring client, regardless of whether the underlying trade receivable is with or
10 without recourse.

11 The settlement date is at or after the inception date, depending on the contractual
12 obligation/execution.

13 Factoring transactions are not subject to AnaCredit reporting before the settlement
14 date. In particular, at a reporting reference date any undrawn purchase commitments
15 for purchased trade receivables are not subject to AnaCredit reporting. This is due to
16 the nature of the factoring relationship, where, even though a commitment may exist,
17 a factoring client cannot unilaterally take advantage of the commitment.

5.4.6 Legal final maturity date

18 The legal final maturity date for trade receivables is the maturity date stipulated by
19 the factoring contract.

20 In cases where no such date is specified in the factoring contract, the value “non-
21 applicable” is reported.

22 The maturity date exclusively refers to the factoring contract, i.e. it is the maturity
23 date (if any) of the contract between the factor and the factoring client, irrespective of
24 the due dates of the individual trade receivables.

25 For more information regarding the reporting of “non-applicable”, please refer to
26 Section 2.2 in Part II of the Manual.

5.4.7 Outstanding nominal amount

27 In the context of AnaCredit, the outstanding nominal amount is reported gross of any
28 impaired amounts and any protection. However, the outstanding nominal amount is

1 reported net of any amounts written off and net of any (implicit) accrued (but not due)
2 interest.

3 In relation to trade receivables, the outstanding nominal amount is defined
4 depending on whether the debtor is the factoring client or the account debtor (cf.
5 Section 5.3.1).

6 *Revision mark: the clarifications
about the outstanding nominal
amount have been enhanced*

In this connection, if the debtor is:

- 7 • the account debtor: at a reporting date the outstanding nominal amount of the
8 instrument is the nominal value of all trade receivables relating to the account
9 debtor purchased under a single factoring contract between the factor and the
10 factoring client, reduced over time by deducting repayments received in relation
11 to these trade receivables, and reduced by written-off amounts (if any);
- 12 • the factoring client: at a reporting date the outstanding nominal amount of the
13 instrument is the amount of the funds advanced (i.e. the nominal value of the
14 invoices reduced by the reserve withheld – cf. the point on the reserve in the
15 case of exposure to the factoring client in Section 5.4.18) to the factoring client
16 for trade receivables purchased under a single factoring contract between the
17 factor and the factoring client, reduced over time by deducting any repayments
18 collected from account debtors liable for the trade receivables (please also refer
19 to Section 4.4.9 in Part II of the Manual for more information on the outstanding
20 nominal amount) .

21 Please note that any repayments made by the account debtor in principle diminish
22 the outstanding nominal amount, irrespective of whether the exposure is to the
23 account debtor or the factoring client.

24 Please also note that cumulative impairment amounts and amounts of protection
25 securing the instrument are not deducted from the outstanding nominal amount.

26 In the case of factoring where the exposure is to the factoring client, the payments to
27 be received (from the account debtors) in total typically exceed the amount of the
28 funds advanced. As a result, the outstanding nominal amount is reduced to zero
29 before all repayments have been collected from the account debtors, i.e. before the
30 reserve is finally disbursed to the factoring client. Nevertheless, in such cases, the
31 instrument is no longer subject to reporting once the outstanding nominal amount is
32 reduced to zero (unless the outstanding nominal amount increases again if new
33 claims are added under the same factoring agreement) and there is no positive off-
34 balance-sheet amount (cf. Section 5.4.8).

35 By contrast, please note that the outstanding nominal amount may increase or
36 decrease as individual trade receivables are included or excluded in the same
37 instrument. In particular, if new claims are added under the same factoring
38 agreement, then the outstanding nominal amount increases accordingly.

5.4.8 Off-balance-sheet amount

1 Off-balance-sheet amount is
2 considered non-existent for
3 factoring exposures to the account
4 debtor

For all factoring transactions where the exposure is to the account debtor, the off-balance-sheet amount is reported as “non-applicable”, as the debtor is not enabled to draw any additional funds. Please note that the off-balance-sheet amount is reported as “non-applicable” even in cases where the so-called debtor limits are in use by the factor. These limits represent the maximum sum of trade receivables against one debtor which the factor will purchase from the factoring client. Please note that the limits do not grant the debtor the right to use or withdraw funds unilaterally (as in the case of credit facilities).

9 In the case of exposures to the
10 factoring client, an off-balance-
11 sheet amount is reported only if the
12 factor has unconditionally
13 committed to purchase additional
14 trade receivables from the factoring
15 client

With regard to factoring transactions where the exposure is to the factoring client and the factor has unconditionally committed in the factoring agreement to purchase from the factoring client additional trade receivables up to a specified “debtor limit”, an off-balance-sheet amount is reported to AnaCredit as a maximum amount by which the instrument’s outstanding nominal amount can be additionally increased because of such unconditionally committed purchases. Otherwise, if additional trade receivables may be purchased but there is no unconditional commitment to do so by the factor,¹⁸ the off-balance-sheet amount is reported as “non-applicable”.

5.4.9 Commitment amount at inception

17 The reporting of this data attribute depends on whether the debtor is the account
18 debtor or the factoring client (cf. Section 5.3.1).

19 In factoring where the account debtor is reported as the debtor, the data attribute
20 “commitment amount” is reported as “non-applicable”.

21 Otherwise, in cases where the debtor is the factoring client, the commitment amount
22 is the sum of the price for purchasing the trade receivables, irrespective of whether
23 the full payment of the purchase price (including reserve) has already been
24 disbursed to the factoring client, and the off-balance-sheet amount (if any).

5.4.10 Amortisation type

25 The amortisation type of factoring instruments is dependent on the amortisation
26 defined in the factoring contract. In most cases, the principal and – implicit – interest
27 can be paid at the legal final maturity date of the invoices purchased. This means
28 that for such factoring transactions the amortisation type would be “bullet”. However,
29 other amortisation types are not excluded, as some goods can also be purchased in
30 instalments and/or by means of other arrangements.

¹⁸ For example, when such a purchase is subject to a review and acceptance of the trade receivables by the factor.

5.4.11 Interest rate

1 The reporting of this data attribute depends on whether the debtor is the account
2 debtor or the factoring client (cf. Section 5.3.1).

3 Exposure is to the account debtor

4 In the case of factoring where the account debtor is reported as the debtor, the
5 interest rate is reported as “non-applicable”. However, if the factor is entitled to
6 charge interest for late payment directly to the account debtor, the applicable interest
7 rate is reported according to the “interest rate” reporting criterion set out in Section
8 4.4.1 in Part II of the Manual.

9 Exposure is to the factoring client

10 In the case of factoring where the debtor is the factoring client, it is the interest rate
11 charged by the factor to the factoring client that is reported in this data attribute.

12 This is because the interest rate in this data attribute is the annualised agreed rate or
13 narrowly defined interest rate in accordance with Regulation (EU) No 1072/2013 of
14 the European Central Bank of 24 September 2013 concerning statistics on interest
15 rates applied by monetary financial institutions (recast) (ECB/2013/34). Accordingly,
16 the interest rate covers no other charges than interest payments.

17 As explained above, trade receivables are typically purchased at a discount, which is
18 referred to as the factoring discount interest. The factoring interest is the actual cost
19 of funds provided to the factoring client that is charged by the factor and is typically
20 in a range of a few percent of the receivable(s). The specific factoring interest is
21 determined by the actual funding amount, funding period, applied interest rate, type
22 of debtor (individual consumers versus business clients), industry risk or client credit
23 history and billing structure.

24 The following example illustrates how the cost of factoring may be built up.

Example 19: The cost of factoring

A factoring contract is made between the factor and the factoring client. The relevant agreement terms are:

- the face value of the invoice (purchased in the factoring): €100,000;
- the advance rate: 80% of the face value;
- the factor fee: 3%;
- the interest rate charge on advances of 12% per annum.

A calculation of the cost for a 45-day invoice is presented below, where for the purposes of the calculation, 45 days is assumed to be 1.5 months.

1. The factoring fee for managing the invoice is €3,000 = €100,000 x 3% (the factoring fee).
2. Money advanced amounts to €80,000 = €100,000 x 80% (the advance rate).
3. The interest charge is €1,200 = €80,000 x 12% APR x 45 days / 360 days. Hence, €1,200 is the interest charge for €80,000 borrowed for 45 days at 12% APR.
4. The total cost is €4,200, which calculated as the factoring fee + the interest charge.

Please note that the interest rate to be reported in the data attribute “interest rate” in this case is 12%.

5.4.12 Accrued interest

1 Accrued interest is reported only if there is an interest rate reported in the data
2 attribute “interest rate”, which largely depends on whether the exposure is to the
3 account debtor or the factoring client (cf. Section 5.4.11).

4 In particular, for factoring where the debtor is the account debtor, no accrued interest
5 is reported (i.e. “non-applicable” is reported) unless the factor is entitled to charge
6 interest for late payment directly to the account debtor.

7 In the case of factoring where the exposure is to the factoring client, the accrued
8 interest is reported in accordance with Annex IV to the AnaCredit Regulation.

9 In this connection, at a reporting reference date, the amount reported in the data
10 attribute “accrued interest” is calculated using the interest rate as explained in
11 Section 5.4.11 above and taking into account that the total accrued interest (over the
12 entire tenor of the trade receivables) should equal the actual cost of providing the
13 financing to the factoring client, also considering the advance and the fees for other
14 services provided in accordance with the factoring contract.

15 With regard to [Example 17](#) above this means that, after the 45-day tenor, the
16 accrued interest should amount to €1,200 (as the fee of €3,000 is not accounted for
17 as interest income of the factor):

1 accrued interest = (€100,000-(€20,000-€4,200)) – €80,000- €3,000) = €1,200.

2 *Revision mark: the clarifications*
3 *have been enhanced with a*
4 *reference to the interest rate*

4 For the interim periods, i.e. the period between the start of interest accrual and the
5 maturity date (or when the interest is capitalised), the accrued interest is calculated
6 (using the interest rate) on a straight-line basis proportionally to the time elapsed
7 since the start of the interest accrual (or the inception of the instrument). In addition,
if interest is capitalised before maturity, the accrued interest should be reduced by
any capitalised interest.

8 *Revision mark: Example 20*
9 *(former Example 18) has been*
updated so that instead the case of
recourse factoring is considered;
the calculation of accrued interest
has been simplified

Please consider [Example 20](#) as an illustration of the calculation of accrued interest in
the case of factoring with recourse.

Example 20: Outstanding nominal amount and interest accrual

A factoring agreement is made between the factor and the factoring clients. The relevant agreement terms are:

- trade receivables are purchased under factoring with recourse;
- the face value of the trade receivables is €125,000;
- the advance rate is 80% of the face value, resulting in the funds advanced of €100,000;
- the interest rate charge on advances is 15% per annum, yielding €3,750 at maturity (= €100,000 x 15% x 3 months / 12 months);
- the trade receivables are issued on 1 May and are due on 1 August;
- the trade receivables are collected on 1 August.

Assuming that the instrument is reported for three consecutive reporting reference dates, the outstanding nominal amount and the accrued interest are reported as follows:

Table 40 Indication of the financial dataset

Reporting reference date	Contract identifier	Instrument identifier	Outstanding nominal amount	Accrued interest
31/05/2019	FA#1	TRREC#1	100,000.00	1,250.00
30/06/2019	FA#1	TRREC#1	100,000.00	2,500.00
31/07/2019	FA#1	TRREC#1	100,000.00	3,750.00

Given that over the entire tenor of the instrument the interest charge amounts to €3,750 and that the interest is accrued on a straight-line basis, the following holds.

- After the first month (31 May), the outstanding nominal amount of €100,000 is reported, and the accrued interest amounts to 1/3 of €3,750, i.e. €1,250.
- After the second month, an additional 1/3 of the total interest charge is accrued (i.e. a total of €2,500 in accrued interest by 30 June), and €100,000 is reported as the outstanding nominal amount.
- At the end of the third month, the remaining part of the interest charge has been accrued, and therefore €3,750 is reported as the accrued interest as at 31 July.

Finally, on the maturity date of 1 August, the total interest charge is now part of the outstanding nominal amount, which is also paid off in full.

5.4.13 Trade receivables in arrears and past due

1 For trade receivables which, at a reporting reference date, are past due in
 2 accordance with Part 2, paragraph 94 of Annex V to the amended ITS, the date on
 3 which past due is considered to have occurred is reported in the data attribute “date
 4 of past due for the instrument”, and the amount that is due is reported in the data
 5 attribute “arrears for the instrument”.

6 Please refer to Sections 4.4.6 and 4.4.7 in Part II of the Manual for further details
 7 regarding the reporting of arrears for the instrument and the date of past due for the
 8 instrument.

5.4.14 Subordinated debt

1 *Revision mark: editorial changes*
2 *have been applied*

“Trade receivables” instruments are typically not subordinated, so the data attribute is generally reported as “non-subordinated debt”.

5.4.15 Renegotiation

3 An extension of payment terms granted to the buyer of the goods and services (i.e.
4 the debtor) by the seller in non-notification factoring agreements for commercial
5 reasons is identified and accordingly reported to AnaCredit in the data attribute
6 “status of forbearance and renegotiation”.

7 Otherwise, the data attribute “status of forbearance and renegotiation” is reported as
8 “not forborne or renegotiated”.

5.4.16 Balance sheet recognition

9 The balance sheet recognition informs how purchased trade receivables are
10 accounted in the balance sheet of the observed agent’s legal entity, with the
11 observed agent acting as creditor or servicer in relation to the trade receivables.

12 In particular, the balance sheet recognition of the instrument is reported as “entirely
13 recognised” if the purchased trade receivables are recognised in accordance with
14 the accounting standard applied by the observed agent’s legal entity. Otherwise, if, in
15 accordance with the applied accounting standard, the factor does not recognise the
16 purchased trade receivables on the balance sheet, the value “entirely derecognised”
17 is reported.

18 In cases of trade receivables where the observed agent acts only as servicer and
19 does not act as creditor, the balance sheet recognition is reported as “entirely
20 derecognised”. This is in accordance with Section 5.4.2 in Part II of the Manual,
21 which states that the value “entirely derecognised” is also reported in cases where
22 the instrument is not an asset in accordance with the applied accounting standard.

23 In other words, reporting agents report a factoring instrument as “entirely
24 recognised”, unless it is solely serviced by the reporting agent, as they always
25 recognise either the exposure to the account debtor or to the factoring client,
26 following the risk and reward transfer criterion.

5.4.17 Carrying amount

27 The carrying amount is reported in accordance with the accounting standard applied
28 by the observed agent’s legal entity and in accordance with whether the exposure is
29 to the account debtor or the factoring client.

1 If the purchased trade receivables are not recognised on the balance sheet, the
 2 carrying amount is reported as “non-applicable”. Otherwise, a non-negative value is
 3 reported.

4 Please also note that the carrying amount of the exposures to factoring operations
 5 does not necessarily equal the outstanding value of the purchased trade receivables.

5.4.18 Protection

6 In this section, the particularities of factoring transactions with regard to protection
 7 are discussed.

8 Recourse itself is not protection

9 *Revision mark: the clarifications
 have been enhanced*

10 Under AnaCredit, the recourse nature of factoring transactions is accounted for by
 11 the type of instrument “trade receivables”, and recourse itself does not constitute
 12 protection. Thus, only an additional protection item received, rather than the
 13 recourse itself, is recognised under AnaCredit as a protection item and is reported in
 the AnaCredit protection and instrument-protection received datasets.

14 Please note that the information about whether or not recourse applies to a given
 15 instrument is reported in the data attribute “recourse” in the instrument dataset.

16 Reserve as protection in the case of exposure to the account debtor

17 In factoring transactions where the account debtor is reported as the debtor, and in
 18 relation to such instruments only, a reserve in the form of an amount that the factor
 19 holds back is considered to be a protection item securing the instrument.

20 Consequently, the reserve is reported to AnaCredit in the instrument-protection
 21 received dataset and further described in the protection received dataset.

22 In particular, a reserve may be established for several trade receivables (and for
 23 several instruments). Therefore, a reserve as a whole is subject to reporting in the
 24 protection received dataset, whereas the information as to which trade receivables
 25 (i.e. which instruments) are secured by the reserve (and to what extent) is reported
 26 in the instrument-protection received dataset.

27 For an illustration of how one reserve may secure multiple instruments, please refer
 28 to [Example 17](#), where the reserve is established at the level of the factoring
 29 agreement which covers both instruments, and therefore the reserve is allocated to
 30 the individual instruments. In this respect, Protection#1 therein is recorded only once
 31 in the protection received dataset, while the allocation of the protection item (and of
 32 its value) is recorded in the instrument-protection received dataset in relation to both
 33 instruments.

34 Please consider [Example 21](#) as an illustration of how the protection value could be
 35 allocated to the instruments it secures.

Example 21: Allocation of a reserve across multiple instruments

This example relates to [Example 15](#) above where the factor, after concluding a factoring agreement (FA#1) with the factoring client (CPYFC#1), acquires trade receivables for the value of €100,000. The purchased trade receivables are payable by two account debtors and, owing to the fact that the risk of non-payment by the account debtor is substantially borne by the factor, the factor recognises exposure to the account debtors. However, in order to reduce the factor's risk, the factor advances only a part of the receivables' value to the factoring client (i.e. €80,000) and withholds the rest as a reserve. It is agreed that the reserve, less any charges, will be held until the trade receivables are paid. The structure of the factoring transaction is illustrated in Chart 12 in Section 5.3.7.1 above.

Assuming that the transaction is originated on 30 September 2018, the factor, acting as an observed agent in the context of AnaCredit, reports the instruments and protection as follows.

There are two instruments: Inst#1 and Inst#2, which are secured by a common protection item – the reserve (PROT#R).

Table 41 Indication of the financial dataset

Reporting reference date	Contract identifier	Instrument identifier	Outstanding nominal amount	Accrued interest	Off-balance-sheet amount
30/09/2018	FA#1	INST#1	40,000.00	Non-applicable	Non-applicable
30/09/2018	FA#1	INST#2	60,000.00	Non-applicable	Non-applicable

The protection value is €20,000, and the observed agent allocates the protection proportionally to the outstanding nominal amount of the instruments secured by the protection.

Table 42 Indication of the protection received dataset

Reporting reference date	Protection identifier	Protection provider identifier	Type of protection	Protection value	Type of protection value	Date of protection value
30/09/2018	PROT#R	CCYFC#1	Other protection	20,000.00	Nominal amount	30/09/2018

Table 43 Indication of the instrument-protection received dataset

Reporting reference date	Protection identifier	Contract identifier	Instrument identifier	Protection allocated value	Third party priority claims against the protection
30/09/2018	PROT#R	FA#1	INST#1	8,000.00	0.00
30/09/2018	PROT#R	FA#1	INST#2	12,000.00	0.00

Please note that the instruments' debtors are the account debtors liable for the trade receivables, whereas the factoring client is the protection provider.

1 Reserve as "other protection" in the
2 protection received dataset

The type of protection of a reserve reported in the protection received dataset is "other protection".

3 Please note that if protection securing an instrument is reported to AnaCredit, the
4 protection provider is also reported.

5 The protection provider of the protection item (i.e. the reserve in this case) is the
6 factoring client.

1 Reserve not recognised as protection in the case of exposure to the factoring client

2 Reserve reported as “other
3 protection” only if the exposure is to
4 the account debtor – in this case
the transaction with the factoring
client is a separate transaction

Please note that in the case of factoring transactions where the exposure is to the factoring client, the reserve is not considered protection securing the instrument and therefore it is not reported in the instrument-protection received dataset.

5 The instrument is defined differently depending on whether (a) the exposure is to the
6 account debtor or (b) the exposure is to the factoring client. In particular, while in the
7 case of (a) the instrument covers the total outstanding debt of the account debtor,
8 which includes both the amount advanced to the factoring client and the amount held
9 back, in the case of (b) the instrument comprises only the amount advanced to the
10 factoring client. Consequently, the treatment of the reserve has to be aligned with the
11 definition of the instrument. In fact, in the case of (b) the instrument is essentially
12 defined as being netted with the reserve. Therefore, recognising the reserve as
13 protection would mean double-counting the reserve. In other words, in the context of
14 AnaCredit the reserve is not recognised as protection in cases where the exposure is
15 to the factoring client, as the instrument is already defined net of the reserve.

16 Credit insurance as protection

17 Credit insurance is a common and effective way to mitigate the risk of losses in the
18 case of purchased receivables, in particular in agreements without recourse to the
19 factoring client.

20 Therefore, as regards the reporting of purchased trade receivables that are covered
21 by a credit insurance contract, the credit insurance (relating to multiple trade
22 receivables and multiple instruments) is reported to AnaCredit in the protection
23 received dataset with the type of protection being “credit derivatives” (not “other
24 protection”), and its total value is allocated appropriately across the individual
25 instruments, which include the insured trade receivables. The allocation is reported
26 in the instrument-protection received dataset.

5.4.19 Probability of default of the counterparty

27 *Revision mark: the clarifications
28 have been enhanced*

29 The general requirements regarding this data attribute are presented in Part II of the
30 Manual where it deals specifically with the probability of default of the counterparty
31 as applicable under Articles 160, 163, 179 and 180 without accounting for dilution
32 risk under Articles 160(6) and 163(3) of the CRR. The counterparty is to be
understood as the debtor of the trade receivables instrument according to
Section 5.3.1.

5.4.20 Counterparty reference data

33 In accordance with the general requirements of AnaCredit, counterparty reference
34 data are reported for all counterparties subject to AnaCredit reporting. This applies to

1 reportable instruments that are “trade receivables”, in particular where information is
2 required for recognised debtors and protection providers.

3 For general guidance regarding the individual data attributes, please refer to
4 Chapter 12 in Part II of the Manual.

5 Counterparty is the factoring client

6 In cases where the counterparty concerned is the factoring client (being a debtor or a
7 protection provider), all the data attributes in the counterparty reference data, as
8 referred to in point 1 of Annex I to the AnaCredit Regulation, are applicable and
9 reported.

10 Please note that the factoring client is reported as:

- 11 • the debtor in factoring transactions where the exposure is to the factoring client;
- 12 • the protection provider for factoring where the exposure is to the account debtor
13 and there is a reserve withheld by the factor which serves as protection to the
14 instrument.

15 Counterparty is the account debtor

16 Meanwhile, in cases where the counterparty is the account debtor, some of the
17 counterparty reference data required for AnaCredit reporting (i.e. data on the debtor)
18 are not available to factors as there is generally no contractual relation between the
19 factor and the debtor (i.e. the factoring client’s customer). Therefore, the following
20 data attributes are reported as “Non-applicable”, unless the factor has the
21 information available and reports it to AnaCredit:

- 22 • legal entity identifier (LEI);
- 23 • immediate parent undertaking identifier;
- 24 • ultimate parent undertaking identifier;
- 25 • institutional sector;
- 26 • economic activity;
- 27 • status of legal proceedings;
- 28 • date of initiation of legal proceedings;
- 29 • enterprise size;
- 30 • date of enterprise size;
- 31 • number of employees;
- 32 • balance sheet total;
- 33 • annual turnover.

34 Conversely, the remaining data attributes referred to in point 1 of Annex I to the
35 AnaCredit Regulation are reported to AnaCredit. Therefore, the following data
36 attributes are always reported for account debtors:

- 1 • national identifier;
 - 2 • head office undertaking identifier;
 - 3 • name;
 - 4 • address: street;
 - 5 • address: city/town/village;
 - 6 • address: county/administrative division;
 - 7 • address: postal code;
 - 8 • address: country;
 - 9 • legal form.
- 10 For more information on the reporting of counterparty reference data in general,
11 please refer to Chapter 12 in Part II of the Manual.

6 Instruments subject to securitisation

1 This chapter explains the reporting of instruments subject to securitisation.

2 The main focus in this part of the Manual is on securitised financial assets,
3 subsequently also referred to as securitisations.

4 First, a general overview of securitised financial assets is given, based on:

- 5 • the general definition of securitisation according to EU legislation;
- 6 • the definition and business concept of a traditional securitisation;
- 7 • the definition and the business concept of a synthetic securitisation.

8 Next, guidance is provided on reporting to AnaCredit for specific cases of
9 securitisation, namely:

- 10 • traditional securitisations;
- 11 • synthetic securitisations;
- 12 • partially securitised instruments;
- 13 • loans granted to financial vehicle corporations or other counterparties in
14 the securitisation transfer;
- 15 • self-securitisations and credit enhancements;
- 16 • other special cases.

6.1 General remarks on securitisation for the purposes of AnaCredit, the CRR, the FVC Regulation and BSI statistics

17 *Revision mark: editorial changes*
18 *have been applied*

19 Securitisation is the financial practice of pooling mostly illiquid financial assets such
20 as mortgages, auto loans or credit card debt and transferring their risk to third parties
via the economic transfer of ownership of the securitised instrument (traditional
securitisation) or via the use of credit derivatives (synthetic securitisation).

21 While this general description is applicable in many frameworks, it is important to
22 note that the definitions of securitisation in the CRR, in Regulation (EU) No
23 1075/2013 (hereinafter referred to as “the FVC Regulation”)¹⁹ and in Regulation (EU)
24 No 1071/2013 (hereinafter referred to as “the BSI Regulation”)²⁰ are not aligned, as
25 they serve different purposes.

¹⁹ Regulation (EU) No 1075/2013 of the European Central Bank of 18 October 2013 concerning statistics on the assets and liabilities of financial vehicle corporations engaged in securitisation transactions (recast) (ECB 2013/40) (OJ L 297, 7.11.2013, p.107).

²⁰ Regulation (EU) No 1071/2013 of the European Central Bank of 24 September 2013 concerning the balance sheet of the monetary financial institutions sector (recast) (ECB/2013/33) (OK L 297, 7.11.2013, p. 1).

1 The AnaCredit Regulation does not directly define the data attributes related to
 2 securitisation and loan transfers; instead it includes references to definitions already
 3 provided in the CRR and in the FVC Regulation. Specifically, the definition of the
 4 data attribute “originator” is based on the FVC Regulation, while the definition of the
 5 data attribute “type of securitisation” is based on the CRR.

6 As the definitions arise from different frameworks, terms such as “securitisation”,
 7 “traditional securitisation” and “synthetic securitisation” are used hereinafter in a
 8 broader sense than in the individual EU regulations named above (i.e. the CRR and
 9 FVC Regulation). This also means that the definitions only refer to the respective
 10 terms used in the CRR and the FVC Regulation when explicitly indicated, i.e. when
 11 reference is made to securitisations according to these specific frameworks.

6.1.1 Definition of securitisation in AnaCredit, the CRR, the FVC Regulation and BSI statistics

12 According to Article 4(1)(61) of the CRR, “securitisation” means “a transaction or
 13 scheme, whereby the credit risk associated with an exposure or pool of exposures is
 14 tranced, having both of the following characteristics:

- 15 (a) payments in the transaction or scheme are dependent upon the
 16 performance of the exposure or pool of exposures;
- 17 (b) the subordination of tranches determines the distribution of losses during
 18 the ongoing life of the transaction or scheme”.

19 The attribute “type of securitisation” in AnaCredit is based on the concept of a
 20 “tranced securitisation” in accordance with the CRR definition.

21 For the sake of comparison, the definitions of securitisation given in the BSI
 22 Regulation and the FVC Regulation are also provided here.

23 According to Article 1(e) of the BSI Regulation, “securitisation” means “a transaction
 24 that is either: (a) a traditional securitisation as defined in Article 4 of Regulation (EU)
 25 No 575/2013; and/or (b) a securitisation as defined in Article 1 of Regulation (EU) No
 26 1075/2013 (ECB/2013/40), which involves the disposal of the loans being securitised
 27 to an FVC”.

28 According to Article 1(2) of the FVC Regulation, “securitisation” means “a transaction
 29 or scheme whereby an entity that is separate from the originator or insurance or
 30 reinsurance undertaking and is created for or serves the purpose of the transaction
 31 or scheme issues financing instruments to investors, and one or more of the
 32 following takes place:

- 33 (a) an asset or pool of assets, or part thereof, is transferred to an entity that is
 34 separate from the originator and is created for or serves the purpose of the
 35 transaction or scheme, either by the transfer of legal title or beneficial
 36 interest of those assets from the originator or through sub-participation;

- 1 (b) the credit risk of an asset or pool of assets, or part thereof, is transferred
 2 through the use of credit derivatives, guarantees or any similar mechanism
 3 to the investors in the financing instruments issued by an entity that is
 4 separate from the originator and is created for or serves the purpose of the
 5 transaction or scheme;
- 6 (c) insurance risks are transferred from an insurance or reinsurance
 7 undertaking to a separate entity that is created for or serves the purpose of
 8 the transaction or scheme, whereby the entity fully funds its exposure to
 9 such risks through the issuance of financing instruments, and the
 10 repayment rights of the investors in those financing instruments are
 11 subordinated to the reinsurance obligations of the entity;

12 Where such financing instruments are issued, they do not represent the payment
 13 obligations of the originator, or insurance or reinsurance undertaking”.

14 This means that, while the key characteristic of a securitisation according to the CRR
 15 is that the credit risk associated with the loan or pool of loans is tranching, the key
 16 characteristic of a securitisation according to the BSI and FVC regulations is that the
 17 transfer of an instrument or its credit risk to the investor is performed not directly, but
 18 via a securitisation special purpose entity (SPPE), hereinafter referred to as an
 19 “FVC” (financial vehicle corporation), or via another counterparty in the securitisation
 20 transfer.

6.1.2 Definition of originator in AnaCredit, the CRR, the FVC Regulation and BSI statistics

21 The term “originator”, which is closely connected to securitisations, has a different
 22 definition in the CRR from that in the FVC Regulation.

23 According to Article 4(1)(13) of the CRR, the “originator” means “an entity which:

- 24 (a) itself or through related entities, directly or indirectly, was involved in the
 25 original agreement which created the obligations or potential obligations of
 26 the debtor or potential debtor giving rise to the exposure being securitised;
 27 or
- 28 (b) purchases a third party's exposures for its own account and then
 29 securitises them”.

30 The counterparty role “originator” in AnaCredit does not follow the CRR concept.

31 According to Article 1(3) of the FVC Regulation, on which the AnaCredit definition is
 32 based, “originator” means “the transferor of an asset or a pool of assets, and/or the
 33 credit risk of the asset or pool of assets to the securitisation structure”.

34 As such, the role “originator” in AnaCredit follows the FVC (and to that extent also
 35 the BSI) concept and differs from the CRR definition.

1 Finally, depending on the way the credit risk is transferred, securitisations can in
2 general take two forms:

- 3 • traditional securitisations;
- 4 • synthetic securitisations.

5 These two forms are described in further detail in the following sections.

6.1.3 Traditional securitisations

6 *Revision mark: editorial changes*
7 *have been applied*

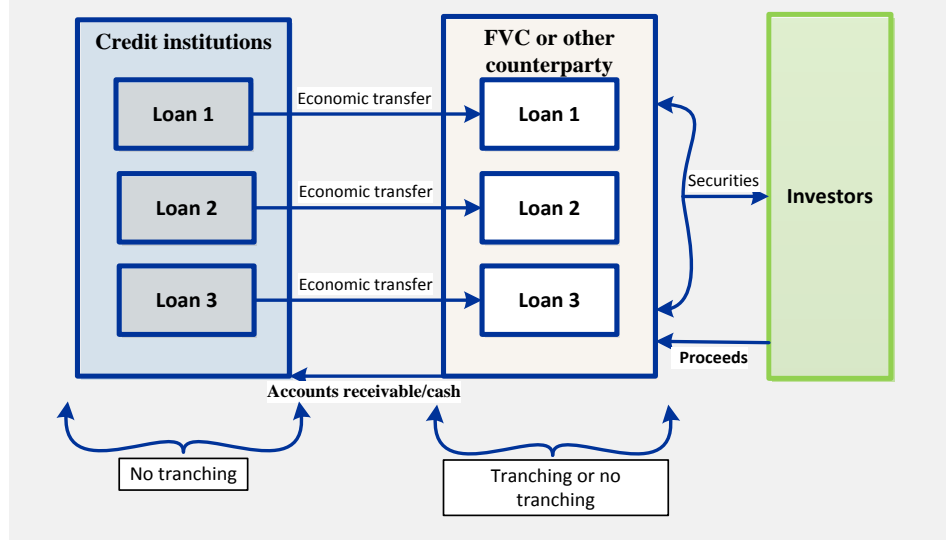
In a traditional securitisation, the credit institution (or other counterparty) transfers the economic ownership of an instrument or a pool of instruments to an FVC or other counterparty (the transferee). The transferee pays the transfer price for the instruments upon transfer. The originator usually continues to act as servicer for the securitised loans. In many instances a traditional securitisation is also called a “true sale”.

11 *Revision mark: the clarifications*
12 *have been enhanced with a*
13 *footnote about circumstances*
14 *where originators cannot*
15 *derecognise securitised loans*

The transfer price paid by the transferee to the originator is financed by the issuance of securities by the transferee to investors. The transferee normally issues (privately or publicly) securities that are generally structured into different classes with different payment priorities and risk/return characteristics (i.e. in tranches). The transferee normally sells them to underwriters, which buy them at a price below the nominal value of the securities, to compensate for the risk taken, before reselling them to investors. Usually, the securities are ultimately sold to institutional investors, such as banks, insurance companies, pension plans and portfolio managers. The securities are in general regarded as asset-backed securities. In the case of “self-securitisations” a portion of the securities issued by the transferee is bought by the originating bank.²¹ Self-securitisations are primarily performed for the purpose of using the securities created as collateral with the central bank and/or decreasing the own funds requirement for the underlying assets.

²¹ These securities appear on the originating bank's balance sheet when the transferred loans meet the conditions for being derecognised because the class and amount of securities bought by the originating bank do not prevent the transfer of substantially all the risks and rewards of the loans; conversely, when the securities bought by the originating bank imply that it retains substantially all the credit risk of the loans, the originating bank cannot derecognise them and, consequently, cannot recognise the securities in the balance sheet.

Chart 14: Schematic illustration of a traditional securitisation



6.1.4 Synthetic securitisations

1 In a synthetic securitisation, in contrast with a “true-sale” securitisation there is no
 2 transfer of the instrument per se to an FVC or other counterparty. Instead, a
 3 derivative product, such as a credit default swap (CDS) or a credit linked note (CLN),
 4 is used to transfer the credit risk to the counterparty in the derivative contract. This
 5 counterparty pays the losses incurred by the owner of the assets (usually the
 6 originator) if a credit event such as a payment default occurs in the assets. In return,
 7 the originator pays the counterparty the premiums based on the probability of such
 8 credit events occurring in the assets. As a result, the counterparty is exposed to the
 9 credit risk attached to the reference assets, without a true sale taking place.

10 Synthetic securitisations may be performed via an FVC or other counterparty, or
 11 directly by the originator.

- 12 • In the case of a synthetic securitisation via an FVC or other counterparty, the
 13 originator enters into a CDS with an FVC established specifically for that
 14 purpose or with another counterparty. The FVC or other counterparty issues
 15 CLNs with the original loans as reference, collects the proceeds from the
 16 investors and typically invests the proceeds in securities which the FVC or other
 17 counterparty encumbers to the credit institution (or other counterparty).
 18 Alternatively, the proceeds may serve as protection in the form of cash. A
 19 synthetic securitisation via an FVC or other counterparty constitutes a
 20 securitisation according to the FVC Regulation and, if credit risk tranching takes
 21 place, also constitutes a securitisation according to the CRR.
- 22 • In the case of a direct synthetic securitisation, the credit institution (or other
 23 counterparty) does not transfer the risk to an FVC or other counterparty, but
 24 directly issues CLNs and collects the proceeds. If the credit institution (or other

- 1
- 2
- 3
- 4

counterparty) splits the credit risk into different tranches, the scheme qualifies as a securitisation according to the CRR. However, it is not covered by the FVC Regulation as there is no FVC involved in the transaction and the credit institution (or other counterparty) therefore does not qualify as originator.

Chart 15: Schematic illustration of a synthetic securitisation via an FVC or another counterparty in the securitisation transfer

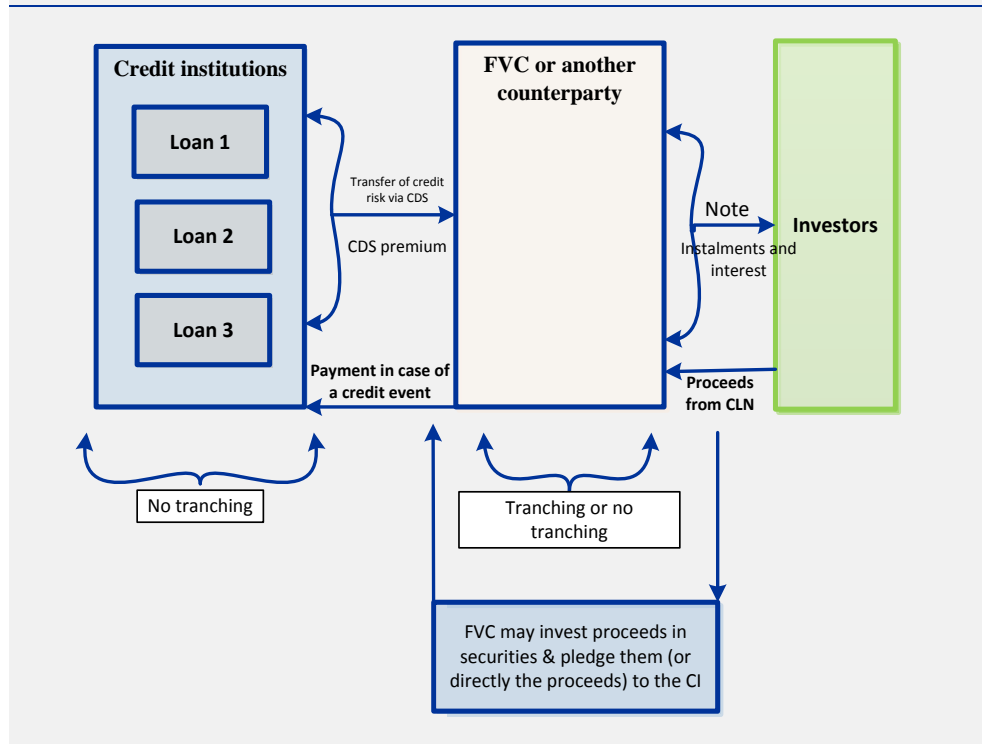
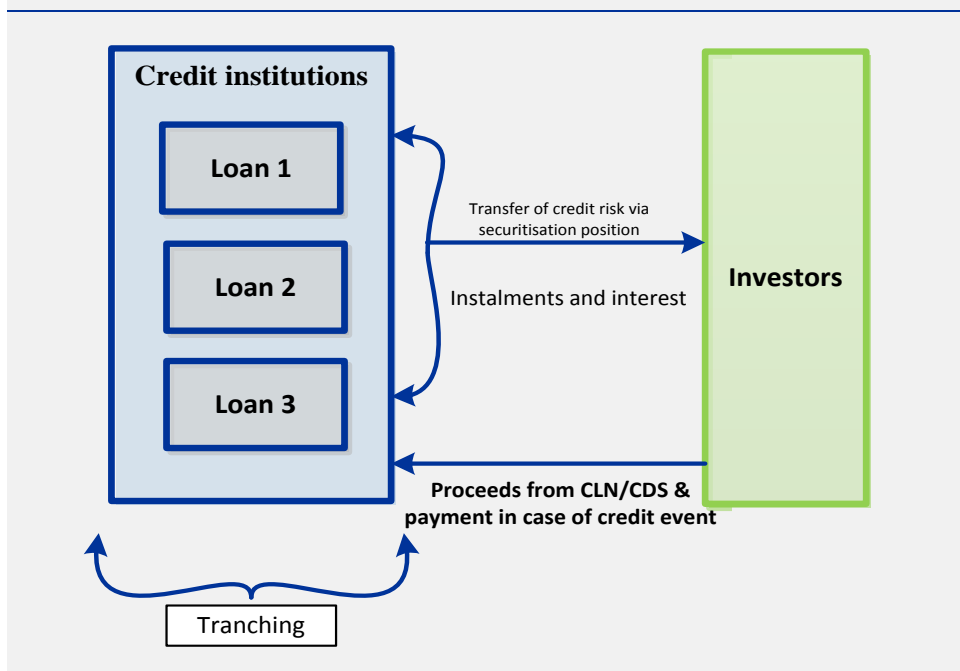


Chart 16: Schematic illustration of a direct synthetic securitisation



6.1.5 Summary

1 The descriptions provided above are summarised in Table 44.

Table 44 Overview of types of securitisation

Securitisation	Structure according to the CRR	I. Transfer of credit risk directly to the investors ("securitisation" on the balance sheet of the credit institution or other transferee)	II. Transfer of the loans or of the credit risk to the FVC or other counterparty ("securitisation" via an FVC or another counterparty in the securitisation transfer; securitisation covered by the BSI and FVC regulations)
Traditional	Tranched (according to the CRR)	<i>Does not exist</i>	(B) CRR, BSI and FVC
	Not tranched	Neither CRR nor BSI and FVC	(C) BSI and FVC (but not CRR)
Synthetic	Tranched (according to the CRR)	(A) CRR (but not covered by the BSI and FVC)	(D) CRR and FVC
	Not tranched	Neither CRR nor BSI and FVC	(E) FVC (but not CRR and BSI)

2 Please note that with regard to the data attribute "type of securitisation", only
 3 instruments subject to securitisation in cases A, B and D are reported as "traditional"
 4 (case B) or "synthetic" (cases A and D) because only those securitisations are
 5 characterised by the process of credit risk tranching. Otherwise, "not securitised" is
 6 reported.

6.2 Reporting securitisations in AnaCredit

1 In AnaCredit, for the sole purpose of identifying tranching securitised instruments, the
 2 data attribute “type of securitisation” is reported at the instrument level, indicating
 3 whether the instrument is subject to a tranching securitisation in accordance with the
 4 CRR. The possible values are as follows:

Table 45 Values of the data attribute “type of securitisation”

Data attribute	Values
Type of securitisation	Traditional securitisation
	Synthetic securitisation
	Not securitised

5 The values “traditional securitisation”, “synthetic securitisation” and “not securitised”
 6 are defined in accordance with the CRR definitions. Please refer to Section 4.4.8 in
 7 Part II of the Manual for details.

8 The roles of the respective counterparties are reported in the data attribute
 9 “counterparty role” of the counterparty-instrument dataset. The possible values are
 10 as follows:

Table 46 Values of the data attribute “counterparty role”

Data attribute	Values
Counterparty role	Creditor
	Debtor
	Servicer
	Originator

11 For a detailed definition of these values, please refer to Chapter 6 in Part II of the
 12 Manual.

13 The applicability of the data attributes described above to an instrument depends on
 14 the specific case as referred to in Table 43.

- 15 • In cases (A), (B) and (D) (i.e. where the credit risk is tranching), the scheme
 16 constitutes a tranching securitisation according to the CRR, and the data
 17 attribute “type of securitisation” does not take the value “not securitised”.
- 18 • In cases (C) and (E), the data attribute “type of securitisation” takes the value
 19 “not securitised” despite the instrument being securitised according to the BSI
 20 and FVC regulations (case C) and only according to the FVC regulation
 21 (case E).
- 22 • In all cases except (A), originators have to be identified according to the BSI
 23 and FVC regulations. Note that under the CRR the originator is not reported
 24 even though the instrument is securitised.

6.2.1 Traditional securitisations

1 *Revision mark: the clarifications*
2 *have been enhanced*

In the case of traditional securitisations, as the (legal and) economic owner of the loans is deemed to be the “creditor” according to AnaCredit, the FVC (or another counterparty in the securitisation) holds the instruments (i.e. the underlying loans), while the investors hold the credit risk of the securities issued by the FVC (or another counterparty in the securitisation transfer). Consequently, the investors are, in principle, not considered to be creditors of the loans.

7 *Revision mark: the clarifications*
8 *have been enhanced*

For the reporting of traditional securitisations to AnaCredit, this means the following.

1. Transferred loans (loans 1, 2 and 3 in Chart 14 and cases (B) and (C) in Table 43 above):

- If the counterparty in the securitisation transfer is an FVC (or another counterparty being the transferee) which is not a credit institution resident in a reporting Member State, the following applies.
- If the originating credit institution continues acting as servicer even after the sale of the loans to the transferee in the securitisation transfer, the credit institution reports itself as servicer and originator.
- Furthermore, the credit institution reports the transferee as creditor of the loan as it now holds (all or part of) the instrument.
- If the instrument constitutes a tranching securitisation according to the CRR (see Section 6.1 for further details), it is flagged as a “traditional securitisation”. Otherwise, it is flagged as “not securitised”.
- The transferred amount is registered in the data attribute “transferred amount” (cf. Section 4.4.3 in Part II of the Manual).
- Moreover, the loans are in general not reported as encumbered assets (see the specific reporting requirements in Annex II to the AnaCredit Regulation).
- However, if the counterparty in the securitisation transfer is a credit institution resident in a reporting Member State, the following applies.
- The originating credit institution, even though it continues acting as servicer even after the sale of the loans, does not have a reporting obligation, but the credit institution which is the transferee instead has the reporting obligation (cf. Article 4 of the AnaCredit Regulation).
- The credit institution which is the transferee reports itself as creditor.
- Furthermore, the credit institution which is the transferee reports the credit institution which is the transferor as servicer and originator.

- 1
- 2
- 3
- The instrument is reported as “not securitised” (cf. Section 6.1.4 for further details) as no FVC is involved by the transferee (cf. Article 242 (11) of the CRR).
- 4
- No transferred amount is registered in the data attribute “transferred amount” by the transferee (cf. Section 4.4.3 in Part II of the Manual).
- 5
- Moreover, the loans may be classified as encumbered assets by the transferee.
- 6
- 7
- Finally, if there is protection securing the loan (e.g. a mortgage), the protection is continued to be reported as such.
- 8
- 9

10 2. Securities issued by the FVC or another counterparty in the securitisation

11 transfer: The reporting of these securities is outside the scope of AnaCredit.

12 In short, the following data attributes can be used to identify traditional securitisation

13 transactions:

- 14
- the roles of “creditor”; “servicer” and “originator”;
- 15
- the data attribute “transferred amount”;
- 16
- the data attribute “type of securitisation” with the value “traditional securitisation”.
- 17

18 Please note that if a loan was only partially transferred, two or more “creditors” exist.

19 The following examples illustrate the reporting of instruments subject to traditional

20 securitisations. In particular, [Example 22](#) presents a case of traditional securitisation

21 where a loan secured by real estate collateral is fully transferred to an FVC.

22 *Revision mark: Example 23 has*

23 *been added to clarify the reporting*

24 *in the case of instruments that are*

25 *fully transferred in a traditional*

securitisation without derecognition

By the same token, [Example 23](#) illustrates the reporting specifically considering the balance sheet recognition status of the underlying loan rather than whether the loan is secured. In this case, it is assumed that the instrument is fully transferred to an FVC by means of a traditional securitisation without derecognition.

Example 22: Traditional securitisation

Under contract CNTR#1, a credit institution (BANK#1), which is the observed agent, has extended a real estate mortgage loan (LOAN#1) to a legal entity (DBTR#A). LOAN#1 has the type of instrument “other loans” and is collateralised by real estate collateral Protection#1 (provided by DBTR#A) in the amount of €25,000. The value of the protection is €35,000.

BANK#1 has fully transferred the instrument to FVC#1 (which ultimately sells securities to investors) by means of a traditional securitisation in accordance with the CRR; if the securitisation does not qualify as a securitisation according to the CRR, the value “not securitised” is reported for the attribute “type of securitisation” (cf. Section 6.1.5). At the reporting reference date, the outstanding nominal amount is €50,000. The instrument is reported as follows in the selected datasets:

Table 47 Indication of the instrument dataset

Date	Observed agent identifier	Contract identifier	Instrument identifier	Type of instrument
31/03/2019	BANK#1	CNTR#1	LOAN#1	Other loans

Table 48 Indication of the financial dataset

Date	Observed agent identifier	Contract identifier	Instrument identifier	Type of securitisation	Outstanding nominal amount	Transferred amount
31/03/2019	BANK#1	CNTR#1	LOAN#1	Traditional securitisation	50,000.00	50,000.00

Table 49 Indication of the counterparty-instrument dataset

Date	Observed agent identifier	Contract identifier	Instrument identifier	Counterparty identifier	Counterparty role
31/03/2019	BANK#1	CNTR#1	LOAN#1	BANK#1	Originator
31/03/2019	BANK#1	CNTR#1	LOAN#1	BANK#1	Servicer
31/03/2019	BANK#1	CNTR#1	LOAN#1	FVC#1	Creditor
31/03/2019	BANK#1	CNTR#1	LOAN#1	DBTR#A	Debtor

Table 50 Indication of the instrument-protection received dataset

Date	Observed agent identifier	Contract identifier	Instrument identifier	Protection identifier	Protection allocated value
31/03/2019	BANK#1	CNTR#1	LOAN#1	Protection#1	25,000.00

Table 51 Indication of the protection received dataset

Date	Observed agent identifier	Protection provider identifier	Protection identifier	Type of protection	Protection value
31/03/2019	BANK#1	DBTR#A	Protection#1	Residential real estate	35,000.00

Example 23: Traditional securitisation without derecognition

Under contract CNTR#1, a credit institution (BANK#1) has extended a real estate mortgage loan (LOAN#1) to a legal entity (DBTR#A). LOAN#1 has the type of instrument “other loans”. BANK#1 is the observed agent.

As of 15 March, BANK#1 has fully transferred the instrument to FVC#1 by means of a traditional securitisation (without derecognition) in accordance with the CRR, while the servicing is still conducted by BANK#1. On 31 March 2019, the outstanding nominal amount is €50,000. The observed agent neither transfers nor retains substantially all the risks and rewards of ownership of the transferred instrument. Consequently, since the credit institution continues to recognise the instrument to the extent of the continuing involvement, the instrument does not qualify for derecognition.

The instrument is reported as follows in the selected datasets:

Table 52 Indication of the instrument dataset

Date	Observed agent identifier	Contract identifier	Instrument identifier	Type of instrument
31/03/2019	BANK#1	CNTR#1	LOAN#1	Other loans

Table 53 Indication of the financial dataset

Date	Observed agent identifier	Contract identifier	Instrument identifier	Type of securitisation	Outstanding nominal amount	Transferred amount
31/03/2019	BANK#1	CNTR#1	LOAN#1	Traditional securitisation	50,000.00	50,000.00

Table 54 Indication of the counterparty-instrument dataset

Date	Observed agent identifier	Contract identifier	Instrument identifier	Counterparty identifier	Counterparty role
31/03/2019	BANK#1	CNTR#1	LOAN#1	BANK#1	Originator
31/03/2019	BANK#1	CNTR#1	LOAN#1	BANK#1	Servicer
31/03/2019	BANK#1	CNTR#1	LOAN#1	FVC#1	Creditor
31/03/2019	BANK#1	CNTR#1	LOAN#1	DBTR#A	Debtor

Table 55 Accounting dataset (selected data attributes only)

Date	Observed agent identifier	Contract identifier	Instrument identifier	Balance sheet recognition	Protection allocated value
31/03/2019	BANK#1	CNTR#1	LOAN#1	Recognised to the extent of the institution’s continuing involvement	25,000.00

6.2.2 Synthetic securitisations

1 According to Article 1(11) of the AnaCredit Regulation, the “creditor” is the
 2 “counterparty bearing the credit risk of an instrument, other than a protection
 3 provider”. The Manual further clarifies that the creditor is the counterparty that
 4 eventually receives the payments from the debtor.

5 *Revision mark: editorial changes*
 6 *have been applied*

7 Therefore, the credit institution – which remains the (legal and) economic owner of the loan and thus the “creditor” according to AnaCredit – holds the credit risk of the loan portfolio if the credit protection is disregarded. In contrast, the holders of the

- 1 credit derivatives act as protection providers and bear the ultimate risk. They are,
2 however, not the creditors of the loans.
- 3 1. Transferred loans (loans 1, 2 and 3 in Chart 15 and Chart 16):
- 4 • The credit institution that is the transferor reports itself as “creditor” and
5 “servicer” (see Article 4(1)(a)(i), (ii) and (iii) of the AnaCredit Regulation).
 - 6 • The data attribute “transferred amount” applies only to traditional securitisations
7 and other loan transfers and not to synthetic securitisations.
 - 8 • The reporting to AnaCredit of loans subject to a synthetic securitisation can
9 have two distinct forms (based on the presence of an FVC or another
10 counterparty in the securitisation transfer in the structure), which can be
11 described as follows.
 - 12 (a) Synthetic securitisation via an FVC or other counterparty in the
13 securitisation transfer (column II cases (D) and (E) in Table 43 and loans 1,
14 2 and 3 in Chart 15):
 - 15 • The credit institution which is the transferor is also registered as the
16 “originator”.
 - 17 • If the instrument is subject to a tranching securitisation according to the
18 CRR (see Section 6.1 for further details), it is flagged as a “synthetic
19 securitisation”. Otherwise, it is flagged as “not securitised”.
 - 20 • The credit institution reports the protection as follows.
 - 21 • Protection at the loan level: Any existing protection at the loan level (e.g. a
22 mortgage) is reported in the protection received dataset and the
23 instrument-protection received dataset.
 - 24 • Protection obtained via the securitisation: In addition to the protection at
25 the loan level, a supplemental protection item is obtained via the
26 securitisation. It can take several forms, e.g. guarantees in the form of
27 CDSs or cash/securities pledged by the FVC. For reporting purposes, the
28 value of the protection is allocated to all loans underlying the
29 securitisation.
 - 30 (b) Direct synthetic securitisations (column I case (A) in Table 43 above and
31 loans 1, 2 and 3 in Chart 16 above):
 - 32 • If the instrument is subject to a tranching securitisation, the credit institution
33 reports the loans as “synthetic securitisation” to AnaCredit, but no
34 “originator” is registered, as no FVC is involved in the transaction (see
35 Section 6.1).
 - 36 • In general, loans securitised by the use of a note will qualify as
37 encumbered.

*Revision mark: references to
CLNs and CDSs have been
dropped*

- 1
- 2
- 3
- 4
- 5 *Revision mark: references to*
- 6 *CLNs and CDSs have been*
- 7 *dropped*
- 8
- 9
- 10
- 11
- 12
- 13
- 14
- 15
- 16
- 17
- 18
- 19
- 20
- 21
- 22
- 23
- 24
- The credit institution (transferor) reports the protection as follows.
 - Protection at the loan level: Any existing protection at the loan level (e.g. a mortgage) is reported in the protection received table and the instrument-protection received table.
 - Protection obtained via the securitisation: In addition to the protection at the loan level, a supplemental protection item is obtained via the securitisation. It can take several forms, e.g. cash from issued CLNs, guarantees in the form of CDSs or cash/securities pledged by counterparties. However, the protection exists at the tranche level, which makes it difficult to assign the protection to the individual loans. For reporting purposes, the value of the protection is allocated to all loans underlying the securitisation.
2. Issued securities: The reporting of securities is outside the scope of AnaCredit. The CDSs and CLNs may however be subject to reporting to the Securities Holdings Statistics Database or Centralised Securities Database.
- In short, the following attributes are necessary to identify synthetic securitisation transactions:
- the roles of “creditor” and “servicer” (and “originator” in the case of an indirect securitisation);
 - the data attribute “type of securitisation”, value “synthetic securitisation” (for synthetic securitisations via an FVC or other counterparty in the securitisation transfer or for direct synthetic securitisations which are tranching).
- For an illustration of how an instrument subject to synthetic securitisation is reported in AnaCredit, please consider [Example 24](#).

Example 24: Synthetic securitisation in AnaCredit (by means of an FVC)

Under contract CNTR#2, a credit institution (BANK#1) has extended two real estate mortgage loans (LOAN#1 and LOAN#2) to a legal entity (DBTR#A). Both loans have the type of instrument “other loans”. LOAN#1 is collateralised by real estate collateral item Protection#1 (provided by DBTR#A) in the amount of €25,000. The value of the protection is €35,000.

BANK#1 has fully transferred the risk of the instruments to FVC#1 by means of a synthetic securitisation whereby the bank received a credit default swap (Protection#2) with the value of €70,000. The transaction qualifies as synthetic securitisation according to the CRR, and there is an originator according to the FVC and BSI regulations (case D in Table 43); if the securitisation does not qualify as a securitisation according to the CRR, the value “not securitised” is reported for the data attribute “type of securitisation” (cf. Section 6.1.5).

At the reporting reference date, the outstanding nominal amounts are €50,000 and €10,000 for LOAN#1 and LOAN#2, respectively. The instruments are reported as follows in the selected datasets. Both LOAN#1 and LOAN#2 are reported in the counterparty-instrument dataset, where BANK#1 is reported as creditor, servicer and originator, while DBTR#A is the debtor (LOAN#2 not shown).

Table 56 Indication of the counterparty-instrument dataset for LOAN#1 (applies analogously for LOAN#2)

Date	Contract identifier	Instrument identifier	Counterparty identifier	Counterparty role
31/03/2019	CNTR#2	LOAN#1	BANK#1	Originator
31/03/2019	CNTR#2	LOAN#1	BANK#1	Servicer
31/03/2019	CNTR#2	LOAN#1	BANK#1	Creditor
31/03/2019	CNTR#2	LOAN#1	DBTR#A	Debtor

In the case of a direct synthetic securitisation, there would be no “originator” record in the counterparty-instrument datasets for LOAN#1 and LOAN#2 (case A in Table 44).

Table 57 Indication of the instrument dataset

Date	Contract identifier	Instrument identifier	Type of instrument
31/03/2019	CNTR#2	LOAN#1	Other loans
31/03/2019	CNTR#2	LOAN#2	Other loans

Table 58 Indication of the financial dataset

Date	Contract identifier	Instrument identifier	Type of securitisation	Outstanding nominal amount	Transferred amount
31/03/2019	CNTR#2	LOAN#1	Synthetic securitisation	50,000.00	0.00
31/03/2019	CNTR#2	LOAN#2	Synthetic securitisation	10,000.00	0.00

Table 59 Indication of the instrument-protection received dataset

Date	Contract identifier	Instrument identifier	Protection identifier	Protection allocated value
31/03/2019	CNTR#2	LOAN#1	Protection#1	25,000.00
31/03/2019	CNTR#2	LOAN#1	Protection#2	50,000.00
31/03/2019	CNTR#2	LOAN#2	Protection#2	10,000.00

Table 60 Indication of the protection received dataset

Date	Protection provider identifier	Protection identifier	Type of protection	Protection value
31/03/2019	DBTR#A	Protection#1	Residential real estate	35,000.00
31/03/2019	FVC#1	Protection#2	Credit derivatives	70,000.00

Please note that in the case of fully securitised instruments, the amount of the CDS allocated to the securitised instruments is often, but not necessarily, equal to the amount due under the securitised loans. Meanwhile, the protection value of Protection#2 is determined as explained in Part II of the Manual.

6.2.3 Partially securitised instruments

1 In any securitisation transaction, there can be cases where, owing to the process of
2 pooling the underlying assets, some underlying instruments are only partially
3 securitised. Specifically, this means that:

- 4 • in the case of a traditional securitisation, only a certain part of the instrument
5 has been transferred from the balance sheet of the credit institution to the FVC
6 or to another counterparty in the securitisation transfer as a subject of
7 securitisation;

- 1 • in the case of a synthetic securitisation, while there is no impact on the structure
 2 of the balance sheet from the perspective of the credit institution, only a portion of
 3 the credit risk for the underlying instrument has been transferred to a third party.

4 *Revision mark: editorial changes*
 5 *have been applied*

6 For traditional securitisations, the data attribute “transferred amount” in the
 7 instrument dataset serves as the main indicator of whether the instrument is partially
 8 or fully securitised (unless the reporting agent splits the instrument into parts (cf.
 Section 4.4.3 in Part II of the Manual)). It represents the actual amount of an
 instrument that was subject to the securitisation operation.

9 For synthetic securitisations, the amount transferred is zero, as no actual transfer of
 10 the financial asset has taken place. The securitisation, i.e. the transfer of credit risk,
 11 takes place (from the perspective of the credit institution) by means of a credit
 12 derivative. The protection received (credit derivative) is to be allocated to individual
 13 instruments by means of the instrument-protection received dataset.

14 The following examples illustrate the two specific ways of allocating the securitised
 15 amounts. [Example 24](#) focuses on the case of traditional securitisation.

Example 25: Indication of the securitised amounts in AnaCredit – traditional securitisation

Under contract CNTR#3, a credit institution (BANK#1) has extended two real estate mortgage loans (LOAN#1 and LOAN#2) to a legal entity (DBTR#A). LOAN#1 is secured by a real estate collateral item (Protection#1, provided by DBTR#A) up to the amount of €25,000. The value of the protection item itself is €35,000. Both loans are reported with the type of instrument “other loans”. The loans were disbursed on 17 June 2018.

BANK#1 has, in this case, partially transferred the instruments to FVC#1 as part of a true-sale securitisation (partial securitisation) according to the CRR. The percentage of the securitised amount of both loans individually is 20%. At the reporting reference date, the loans are reported as follows.

Table 61 Indication of the instrument dataset

Reporting reference date	Contract identifier	Instrument identifier	Type of instrument	Settlement date
31/03/2019	CNTR#3	LOAN#1	Other loans	17/06/2018
31/03/2019	CNTR#3	LOAN#2	Other loans	17/06/2018

Table 62 Indication of the financial dataset

Date	Contract identifier	Instrument identifier	Type of securitisation	Outstanding nominal amount	Transferred amount
31/03/2019	CNTR#3	LOAN#1	Traditional securitisation	50,000.00	10,000.00
31/03/2019	CNTR#3	LOAN#2	Traditional securitisation	10,000.00	2,000.00

Table 63 Indication of the counterparty-instrument dataset (LOAN#2 not shown)

Date	Contract identifier	Instrument identifier	Counterparty identifier	Counterparty role
31/03/2019	CNTR#3	LOAN#1	BANK#1	Originator
31/03/2019	CNTR#3	LOAN#1	BANK#1	Servicer
31/03/2019	CNTR#3	LOAN#1	BANK#1	Creditor
31/03/2019	CNTR#3	LOAN#1	FVC#1	Creditor
31/03/2019	CNTR#3	LOAN#1	DBTR#A	Debtor

Table 64 Indication of the instrument-protection received dataset

Date	Contract identifier	Instrument identifier	Protection identifier	Protection allocated value
31/03/2019	CNTR#3	LOAN#1	Protection#1	25,000.00

Table 65 Indication of the protection received dataset

Date	Protection provider identifier	Protection identifier	Type of protection	Protection value
31/03/2019	DBTR#A	Protection#1	Residential real estate	35,000.00

- 1 Example 26 illustrates the allocation of the securitised amounts in the case of
 2 instruments subject to a synthetic securitisation.

Example 26: Indication of the securitised amounts in AnaCredit – synthetic securitisation

Under contract CNTR#3, a credit institution (BANK#1) has extended two real estate mortgage loans (LOAN#1 and LOAN#2) to a legal entity (DBTR#A). LOAN#1 is secured by a real estate collateral item (Protection#1, provided by DBTR#A) up to the amount of €25,000. The value of the protection item itself is €35,000. Both loans are reported with the instrument “other loans”. The loans were disbursed on 17 June 2018.

In this example, a synthetic securitisation is considered.

BANK#1 has, in this case, partially transferred the instruments to FVC#1 as part of synthetic securitisation (partial securitisation) according to the CRR. The percentage of the securitised amount of both loans individually is 20%. This is represented via a protection item (Protection#2) in the form of a credit default swap with a value of €20,000. There are no other loans in the pool of synthetically securitised assets. At the reporting reference date, the outstanding nominal amounts are €50,000 and €10,000 respectively, and the loans are reported as follows.

Table 66 An indication of the instrument dataset

Reporting reference date	Contract identifier	Instrument identifier	Type of instrument	Settlement date
31/03/2019	CNTR#3	LOAN#1	Other loans	17/06/2018
31/03/2019	CNTR#3	LOAN#2	Other loans	17/06/2018

Table 67 Indication of the financial dataset

Date	Contract identifier	Instrument identifier	Type of securitisation	Outstanding nominal amount	Transferred amount
31/03/2019	CNTR#3	LOAN#1	Synthetic securitisation	50,000.00	0.00
31/03/2019	CNTR#3	LOAN#2	Synthetic securitisation	10,000.00	0.00

Table 68 Indication of the counterparty-instrument dataset (LOAN#1 not shown)

Date	Contract identifier	Instrument identifier	Counterparty identifier	Counterparty role
31/03/2019	CNTR#3	LOAN#2	BANK#1	Originator
31/03/2019	CNTR#3	LOAN#2	BANK#1	Servicer
31/03/2019	CNTR#3	LOAN#2	BANK#1	Creditor
31/03/2019	CNTR#3	LOAN#2	DBTR#A	Debtor

Table 69 Indication of the instrument-protection received dataset

Date	Contract identifier	Instrument identifier	Protection identifier	Protection allocated value
31/03/2019	CNTR#3	LOAN#1	Protection#1	25,000.00
31/03/2019	CNTR#3	LOAN#1	Protection#2	10,000.00
31/03/2019	CNTR#3	LOAN#2	Protection#2	2,000.00

Table 70 Indication of the protection received dataset

Date	Protection provider identifier	Protection identifier	Type of protection	Protection value
31/03/2019	DBTR#A	Protection#1	Residential real estate	35,000.00
31/03/2019	FVC#1	Protection#2	Credit derivatives	20,000.00

1 In AnaCredit, the allocation of primary protection (protection items received for the
2 underlying granular instruments) by means of protection allocated value is assumed
3 in accordance with the guidance on “protection allocated value” in Section 8.4.1 in
4 Part II of the Manual.

5 Reporting agents should therefore use the methods applied for internal risk
6 management purposes in allocating the primary protection between securitised and
7 non-securitised portions of the loan. Reporting agents are encouraged to consider
8 the contractual circumstances of the securitisation (e.g. originator retains right to
9 have a higher priority in the allocation of primary collateral).

6.2.4 Loans granted to FVCs or another counterparty in the securitisation transfer

10 Any funds granted to the FVC or another counterparty in the securitisation transfer in
11 a securitisation transaction, including but not limited to liquidity facilities granted by a
12 credit institution acting as a sponsor in the securitisation transaction, are to be
13 reported to AnaCredit as single instruments, irrespective of the economic role they
14 perform within the securitisation structure.

6.2.5 Self-securitisations and credit enhancements

15 Self-securitisations (also known as internal securitisations) are a form of true-sale
16 securitisation where a portion of the securities representing the tranches of the
17 securitisation are bought back by the originating credit institution. Securities that are
18 bought back are usually held for the purpose of liquidity management since they can
19 be pledged as collateral and/or in order to reduce the own funds requirement for the
20 underlying assets.

21 *Revision mark: the clarifications
22 have been enhanced*

23 The reporting of self-securitisations to AnaCredit depends on the accounting
24 treatment of the securitisations, which in turn depends on whether or not the
25 securities bought by the observed agent have an impact on the transfer of the risks
and rewards of the loans. This is reflected in particular in the “balance sheet
recognition” data attribute reported in relation to the securitised loans.

6.2.6 Other special cases

1 A special case may arise where the instrument is not split into several instruments by
 2 the reporting agent, and a certain securitised asset is partially securitised by two
 3 different structures (securitisation transactions), in other words where an underlying
 4 instrument is partially subject to both traditional and synthetic securitisation.

5 In such a case, the transferred amount represents the amount of the securitised
 6 asset subject to the traditional securitisation transaction.

Example 27: Instrument subject to two securitisation transactions (no split)

Under contract CNTR#4, a credit institution (BANK#1) has extended a real estate mortgage loan (LOAN#1) to a legal entity (DBTR#A). The loan has the type of instrument "other loans". LOAN#1 is collateralised by a real estate collateral item Protection#1 (provided by DBTR#A) in the amount of €25,000. The value of the protection is €35,000.

BANK#1 has partially transferred the instrument to FVC#1 as part of a true-sale securitisation (partial securitisation) and has synthetically securitised the remaining part of the loan. The synthetically securitised part of the loan is a small part of a greater pool of synthetically securitised assets.

At the reporting reference date, the outstanding nominal amount of the instrument is €50,000. The traditionally securitised amount is €10,000. The remaining amount was securitised using a synthetic securitisation (€40,000). The total value of the CDS (securitised tranche via synthetic securitisation) is €1,200,000. At the reporting reference date, the instrument is reported as follows:

Table 71 Indication of the financial dataset

Date	Contract identifier	Instrument identifier	Type of securitisation	Outstanding nominal amount	Transferred amount
31/03/2019	CNTR#4	LOAN#1	Traditional securitisation	50,000.00	10,000.00

As a transfer has taken place, the data attribute "type of securitisation" is reported with the value "traditional securitisation" representing the transferring nature of the true sale. In the transferred amount, the actual transferred value is reported.

Table 72 Indication of the counterparty-instrument dataset

Date	Contract identifier	Instrument identifier	Counterparty identifier	Counterparty role
31/03/2019	CNTR#4	LOAN#1	BANK#1	Originator
31/03/2019	CNTR#4	LOAN#1	BANK#1	Servicer
31/03/2019	CNTR#4	LOAN#1	BANK#1	Creditor
31/03/2019	CNTR#4	LOAN#1	FVC#1	Creditor
31/03/2019	CNTR#4	LOAN#1	DBTR#A	Debtor

In this case the counterparty-instrument dataset indicates that both BANK#1 and FVC#1 are creditors, which reflects the partial transfer.

Table 73 Indication of the instrument-protection received dataset

Date	Contract identifier	Instrument identifier	Protection identifier	Protection allocated value
31/03/2019	CNTR#4	LOAN#1	Protection#1	25,000.00
31/03/2019	CNTR#4	LOAN#1	Protection#2	40,000.00

The effect of the synthetic securitisation is represented by the collateralisation using

Protection#2, which represents the CDS received as part of the synthetic structure. The total value of Protection#2 is reported in the protection received dataset.

Table 74 Indication of the protection received dataset

Date	Protection provider identifier	Protection identifier	Type of protection	Protection value
31/03/2019	DBTR#A	Protection#1	Residential real estate	35,000.00
31/03/2019	FVC#1	Protection#2	Credit derivatives	1,200,000.00

1 *Revision mark: editorial changes have been applied*

2

3

4

5

6

In the case of a partially securitised instrument, the reporting agent has the possibility of utilising a virtual split of the instrument into the transferred part (or parts, especially when subject to multiple securitisations) and the non-transferred part. In such cases, the virtually created instruments (as parts of the original instrument) are treated according to the existing reporting instructions, whereby the traditionally securitised instrument parts have properties of fully transferred instruments.

7 *Revision mark: the description and clarifications in Example 27 have been enhanced; this includes changes to the instrument identifiers*

8 *Revision mark: Table 72 has been corrected, as FVC#1 is not the creditor of LOAN#1B*

The reporting in the case of instruments subject to multiple securitisation transactions following a split is illustrated in [Example 28](#).

Example 28: Instrument subject to two securitisation transactions (virtual split)

Under CNTR#4, a credit institution (BANK#1) has extended a real estate mortgage loan (LOAN#1) to a legal entity (DBTR#A). The loan has the type of instrument “other loans”. LOAN#1 is collateralised by a real estate collateral item Protection#1 (provided by DBTR#A) in the amount of €25,000 (i.e. the protection allocated value in the instrument-protection received dataset). The value of the protection is €35,000 (i.e. the protection value in the protection received dataset).

BANK#1 has partially transferred the instrument to FVC#1 as part of a true-sale securitisation (partial securitisation) and has synthetically securitised the remaining part of the loan with FVC#2. The synthetically securitised part of the loan is a small part of a greater pool of synthetically securitised assets. Both securitisations are tranching in accordance with the CRR.

The BANK#1 has decided to utilise a virtual split of the instrument into two separate (sub-)instruments, with LOAN#1A fully transferred to another creditor and LOAN#1B being subject to synthetic securitisation (and therefore not transferred).

At the reporting reference date, the outstanding nominal amount of the original instrument is €50,000. The traditionally securitised amount is €10,000. The remaining amount was securitised using a synthetic securitisation (€30,000) and a part was not securitised (€10,000). The total value of the CDS (securitised tranche via synthetic securitisation) is €1,200,000. The instruments are reported as follows:

Table 75 Indication of the financial dataset

Date	Contract identifier	Instrument identifier	Type of securitisation	Outstanding nominal amount	Transferred amount
31/03/2019	CNTR#4	LOAN#1A	Traditional securitisation	10,000.00	10,000.00
31/03/2019	CNTR#4	LOAN#1B	Synthetic securitisation	40,000.00	0.00

As a virtual split has taken place, LOAN#1A carries the properties of a fully transferred instrument in accordance with the general concept of instruments subject to traditional securitisations. LOAN#1B retains the properties of a non-transferred instrument, in accordance with the concept of instruments subject to synthetic securitisations. Thus, LOAN#1B contains the amount securitised by the synthetic securitisation.

Table 76 Indication of the counterparty-instrument dataset

Date	Contract identifier	Instrument identifier	Counterparty identifier	Counterparty role
31/03/2019	CNTR#4	LOAN#1A	BANK#1	Originator
31/03/2019	CNTR#4	LOAN#1A	BANK#1	Servicer
31/03/2019	CNTR#4	LOAN#1A	FVC#1	Creditor
31/03/2019	CNTR#4	LOAN#1A	DBTR#A	Debtor
31/03/2019	CNTR#4	LOAN#1B	BANK#1	Creditor
31/03/2019	CNTR#4	LOAN#1B	BANK#1	Originator
31/03/2019	CNTR#4	LOAN#1B	BANK#1	Servicer
31/03/2019	CNTR#4	LOAN#1B	DBTR#A	Debtor

Table 77 Indication of the instrument-protection received dataset

Date	Contract identifier	Instrument identifier	Protection identifier	Protection allocated value
31/03/2019	CNTR#4	LOAN#1A	Protection#1	10,000.00
31/03/2019	CNTR#4	LOAN#1B	Protection#1	25,000.00
31/03/2019	CNTR#4	LOAN#1B	Protection#2	30,000.00

Based on its internal risk management practices, the reporting agent duly allocates Protection#1 (which was originally allocated to Loan#1) to the virtual instruments Loan#1A and Loan#1B.

The effect of the synthetic securitisation is represented by the collateralisation using Protection#2, which represents the CDS received as part of the synthetic structure. The total value of Protection#2 is reported in the protection received dataset.

Table 78 Indication of the protection received dataset

Date	Protection provider identifier	Protection identifier	Type of protection	Protection value
31/03/2019	DBTR#A	Protection#1	Residential real estate	35,000.00
31/03/2019	FVC#1	Protection#2	Credit derivatives	1,200,000.00

7 Syndicated loans and other multi-creditor instruments

1 In this chapter, the main focus is on the reporting of syndicated loans, with examples
2 and an explanation of the AnaCredit reporting logic.

7.1 Defining syndicated loans

3 In the context of AnaCredit,
4 syndicated loans are single loan
5 agreements in which several
6 institutions participate as creditors

7 Syndicated loans are debts issued by a syndicate of creditors to a debtor. For a loan
8 to be considered a syndicated loan under the AnaCredit Regulation, the funding has
9 to be provided through a dedicated syndication transaction. While a syndicated loan
10 is usually coordinated and in many cases also arranged by one institution (often
11 referred to as the “lead arranger”), it is actually granted by the various participants in
12 the syndicate.

13 Please note that this definition of syndicated loans is in line with the definition
14 provided in the BSI Regulation whereby syndicated loans are single loan
15 agreements in which several institutions participate as lenders.

16 Syndicated loans only cover cases where the debtor knows, from the contract, that
17 the financing is provided by several creditors, irrespective of whether or not the
18 amount has already been fully drawn. For statistical purposes, only amounts actually
19 disbursed by lenders (rather than total credit lines) are regarded as syndicated loans.

20 Participants, including the lead
21 arranger, all report their share of the
22 loan vis-à-vis the debtor, i.e. not vis-
23 à-vis the lead arranger

24 In the context of AnaCredit, all creditors participating in a syndicated loan which are
25 observed agents – including the lead arranger, if the lead arranger also participates
26 in the syndicated loan – report their share of the loan vis-à-vis the debtor only rather
27 than their share vis-à-vis the lead arranger.

28 Please note that, in cases where a bank participates in a syndicated loan by giving a
29 guarantee in respect of the loan and does not act as creditor of the loan, the share of
30 the bank in the syndicated loan is not subject to AnaCredit reporting, as only
31 instruments in accordance with Article 1(23) of the AnaCredit Regulation are
32 captured.

33 There are many different types of arrangements and structures in the syndicated
34 loan market. For example, the lead arranger, which organises the funding for the
35 transaction by creating a syndicate, may be a separate institution that also provides
36 funding as in an underwritten deal, or it may be a mere vehicle used by the lead
37 bank to organise the transaction among the investing institutions, as in a club deal.

38 Section 7.2.1 below provides general guidance on how syndicated loans are
39 reported to AnaCredit.

7.2 Defining the relevant business cases

40 From a business perspective, syndicated loans can take several specific forms, with
41 the terms and conditions differing slightly.

1 The most prominent arrangement forms include the following, which, for the purpose
2 of reporting under AnaCredit, are broadly classified into two categories as follows.

3 Where the lead arranger also acts as servicer

- 4 • Underwritten deals are transactions where the lead arranger guarantees the
5 amount disbursed to the borrower and makes up the shortfall in the event of a
6 lack of funding from other syndicated loan members.
- 7 • Best-efforts syndications are transactions where the lead arranger does not
8 guarantee the amount disbursed. In the event that there are not enough other
9 syndicated loan members, the amount of the loan underwritten will be lower
10 than the amount originally requested.

11 If the lead arranger is responsible for the administrative and financial management of
12 a share (or all shares) of the syndicated loan held by itself or by other participant(s)
13 in the syndicated loan, then the lead arranger acts as the servicer of the share(s)
14 and is subject to the general reporting obligations of a servicer.

15 Where the lead arranger is a first among equals among participating banks

- 16 • Club deals are characterised by a group of participating banks that pool their
17 assets together and are usually all involved in the credit negotiations. Typically,
18 the fees are distributed equally among the lead arranger and other participating
19 creditors.
- 20 • Within such transactions, the servicing is usually done by the participating
21 banks themselves.

22 In this connection, the participants holding their shares act as servicers of these
23 shares.

24 In the context of AnaCredit, a creditor, servicer and debtor should be always
25 identified for each instrument (share of a syndicated loan) concerned. In this respect,
26 it is not predefined which counterparty assumes which role in a syndicated loan. In
27 particular, the roles of lead arranger and servicer of a syndicated loan are not
28 necessarily assumed by the same counterparty, i.e. the lead arranger of the
29 syndicated loan will not necessarily be responsible for its administrative and financial
30 management.

7.2.1 Reporting specifications

31 In general, for the purposes of AnaCredit it is important to distinguish between
32 syndication transactions and loans that simply have a plurality of creditors.

33 Syndicated loans

34 As stated above, a syndicated loan is characterised by the fact that the debtor is
35 aware of being funded through a dedicated syndicated loan.

1

Other multi-creditor instruments

2

3

4

5

6

7

All other transactions with a plurality of creditors are considered to be multi-creditor loans and are not considered to be syndicated loans under the AnaCredit Regulation. In many cases, a multi-creditor loan is characterised by the fact that either a loan or a part of a loan is sold to another institution. These cases are treated differently (please refer to Section 6.1.2 in Part II of the Manual regarding loans with a plurality of creditors).

8

9

Please note that the syndicated loan identifier is not reported for instruments which are not syndicated loans.

10

Difference between syndicated loans and other multi-creditor instruments

Revision mark: the clarifications have been enhanced

11

12

13

14

15

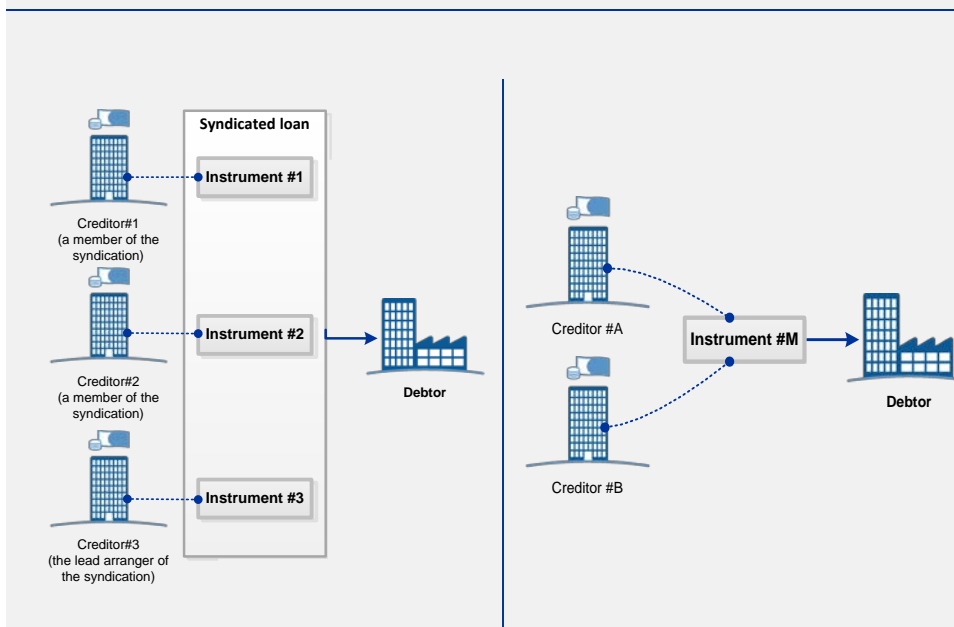
16

17

18

The difference between syndicated loans and other multi-creditor instruments in AnaCredit is that, from the observed agent's perspective, a (share of a) syndicated loan – held or serviced by the observed agent – is an instrument where the observed agent is in principle the only creditor (or servicer), whereas with other multi-credit instruments the observed agent is one of two or more creditors of the instrument. This happens when a transferred instrument is partially derecognised and the observed agent decides not to split the instrument into the different holdings of the instrument. This is illustrated in Chart 17.

Chart 17: Syndicated loan and multi-creditor instrument in AnaCredit



19

20

21

In fact, for the purposes of reporting to AnaCredit, syndicated loans are considered to be a collection of shares of individual members of the syndication, where each share is an individual instrument reported to AnaCredit vis-à-vis the creditor holding

1 the share. The shares together are the entire syndicated loan granted to a debtor.²²
 2 As each participant reports its instrument (share) individually, a need arises to
 3 indicate that the instruments reported to AnaCredit account for a single syndicated
 4 loan – hence, the syndicated contract identifier is reported vis-à-vis the individual
 5 instruments. While the syndicated loan as a whole is a multi-creditor loan, the
 6 individual shares (instruments) are not.

7 *Revision mark: editorial changes* Meanwhile, for multi-creditor instruments other than the syndicated loans defined
 8 *have been applied* above, the observed agent is only one of many creditors. The instrument is subject
 9 to reporting by the multiple creditors (if they are observed agents in AnaCredit).
 10 Furthermore, in this case no syndicated contract identifier is required.

11 *In the context of AnaCredit,* As a general rule, syndicated loans are considered in AnaCredit to be several
 12 *syndicated loans are split into* multiple instruments, each held by a syndicate member bank, so that each
 13 *multiple instruments, each held by a* instrument has only one creditor (which is a member of the syndicate).
 14 *syndicate member bank, and*
 15 *reported accordingly*

Creditors' shares in a syndicated loan reported as stand-alone instruments

15 Each syndicated loan participant that is an observed agent reports its own credit
 16 engagement as a (stand-alone) instrument, just like a regular loan, where a
 17 syndicated contract identifier is reported in addition to the generally applicable
 18 requirements of AnaCredit.

Syndicated contract identifier as a key to unite individual shares

19 *Revision mark: the clarifications*
 20 *have been enhanced*
 21 The syndicated contract identifier is the same for all the participating parties of the
 22 syndicated loan. Specifically, the syndicated contract identifier of one and the same
 23 syndicated loan is the same irrespective of the reporting agents. In this way the
 24 various instruments that all finance the syndicated loan and that are reported by
 25 each reporting agent (or by the same observed agent when it acts as the servicer
 26 and the other creditors are not observed agents) can be brought together in order to
 27 understand the structure of the transaction. More information on the syndicated
 28 contract identifier can be found in Section 3.4.17 in Part II of the Manual.

28 Nonetheless, the syndicated contract identifier may be reported using one of the
 29 following two schemes, depending on whether or not the lead arranger is a reporting
 30 agent under the AnaCredit Regulation:

- 31 (a) if the lead arranger is a reporting agent in accordance with Article 1(8) of
 32 the AnaCredit Regulation, the syndicated contract identifier is reported as
 33 the identifier applied by the lead arranger to uniquely identify each contract
 34 for the purpose of reporting to AnaCredit;
- 35 (b) otherwise, if the lead arranger is not a reporting agent in accordance with
 36 Article 1(8) of the AnaCredit Regulation, the syndicated contract identifier
 37 to be reported by all reporting agents participating in a syndicated loan is a

²² Please note that a syndicated loan is fully captured in AnaCredit only if all the participants' shares are reported to AnaCredit. The latter occurs only if each share of a syndicated loan is held or serviced by an observed agent reporting to AnaCredit.

1 combination of the BIC²³ of the lead arranger and the inception date of the
 2 syndicated loan (which is the same for all the syndicated loan
 3 participants).

4 *Revision mark: the clarifications* Importantly, irrespective of whether scheme (a) or (b) above is followed, all observed
 5 *have been enhanced* agents which are members of the same syndicated loan use just one scheme and
 6 report the same syndicated contract identifier.

7 For example, consider a syndicated loan with Nedbank (South African bank, with its
 8 head office in Johannesburg) acting as the lead arranger of the loan, which is
 9 originated on 5 June 2018. If one or more observed agents under the AnaCredit
 10 Regulation is a participant in the syndicated loan, then the observed agents report
 11 the syndicated contract identifier “NEDSZAJJ-05/06/2018” in respect of their share of
 12 the loan (instrument). The syndicated contract identifier is the same for all the
 13 observed agents participating in the syndicated loan.

14 Examples of syndicated loans in AnaCredit reporting

15 *Revision mark: a clarification has* Please consider the following examples for an illustration of how an observed
 16 *been added in Example 26 to* agent’s share in a syndicated loan is reported to AnaCredit.
 17 *specify that the participating banks*
 18 *use the same syndicated contract*
 19 *identifier; in accordance with the*

17 *criteria above, the “syndicated*
 18 *contract identifier” is “BIC-inception*
 19 *date”*
 In particular, [Example 29](#) shows the reporting of a syndicated loan in AnaCredit where the syndicated contract is identified by participating banks using the “BIC-inception date” scheme.

²³ The Business Identifier Code as defined in accordance with ISO 9362. Please note that the code is also known as the SWIFT-BIC, the SWIFT ID or the SWIFT code.

Example 29: Reporting a syndicated loan in AnaCredit

A legal entity (DBTR#1) requires funding of €90 million for its corporate purposes, including capital expenditures, and expansion. On 15 February 2019 a bank (BANK#LA) organises the funding for the transaction by creating a syndicate of two large banks (BANK#1 and BANK#2). The terms of the funding are documented in the credit contract (CNTR#A) by the lead arranger.

For the sake of simplicity, each participating bank's involvement in the syndicated loan disbursed to the debtor is €45 million (this does not have to be the case generally, as the outstanding nominal amounts reported by the creditors can vary and do not have to be equal).

The two banks are reporting agents and report their activities to AnaCredit. All the instruments are subject to reporting as of 31 March 2019. The lead arranger is not a reporting agent in AnaCredit. The lead arranger's BIC is BICBANKLA.

In this example, the lead arranger is responsible for the administrative and financial management of the syndicated loan as well as the individual shares of the participating banks. Therefore, each reporting agent reports the lead arranger as servicer to its instrument. Both reporting agents report the syndicated contract identifier as the combination of the lead arranger's BIC and the inception date (BICBANKLA-15/2/2019).

Table 79 Indication of the instrument dataset by BANK#1

Date	Reporting agent identifier	Observed agent identifier	Contract identifier	Instrument identifier	Type of instrument	Syndicated contract identifier	Inception date
31/03/2019	BANK#1	BANK#1	CNT#1	LOAN#1	Other loan	BICBANKLA-15/2/2019	15/02/2019

Table 80 Indication of the counterparty-instrument dataset by BANK#1

Date	Reporting agent identifier	Observed agent identifier	Contract identifier	Instrument identifier	Counterparty identifier	Counterparty role
31/03/2019	BANK#1	BANK#1	CNT#1	LOAN#1	BANK#1	Creditor
31/03/2019	BANK#1	BANK#1	CNT#1	LOAN#1	BANK#LA	Servicer
31/03/2019	BANK#1	BANK#1	CNT#1	LOAN#1	DBTR#1	Debtor

Table 81 Indication of the instrument dataset by BANK#2

Date	Reporting agent identifier	Observed agent identifier	Contract identifier	Instrument identifier	Type of instrument	Syndicated contract identifier	Inception date
31/03/2019	BANK#2	BANK#2	CC#4	INST#2	Other loan	BICBANKLA-15/2/2019	15/02/2019

Table 82 Indication of the counterparty-instrument dataset by BANK#2

Date	Reporting agent identifier	Observed agent identifier	Contract identifier	Instrument identifier	Counterparty identifier	Counterparty role
31/03/2019	BANK#2	BANK#2	CC#4	INST#2	BANK#2	Creditor
31/03/2019	BANK#2	BANK#2	CC#4	INST#2	BANK#LA	Servicer
31/03/2019	BANK#2	BANK#2	CC#4	INST#2	DBTR#1	Debtor

The contract identifiers and the instrument identifiers assigned are not the same for each reporting agent. However, the syndicated contract identifiers are indeed the same across the reporting agents, making it possible to understand which instruments belong together under one syndicated loan arrangement.

The counterparty identifiers assigned by BANK#1 and BANK#2 to the servicer are not necessarily expected to be the same across the different reporting agents, as the

assignment of these identifiers is at the discretion of the reporting agent. However, the national identifier reported for the servicer by each reporting agent should be the same.

- 1 *Revision mark: the inception date in Example 27 has been changed to*
2 *11/12/2018*

Example 30 illustrates how a syndicated loan is reported to AnaCredit where some of the syndicated loan participants are not observed agents.

Example 30: Reporting a syndicated loan in AnaCredit where not all syndicated loan participants are observed agents

A syndicated loan, originated on 11 December 2018 and documented in credit contract (CNTR#A) by the lead arranger, is granted to OBLGR#4 by a syndicate of banks. The lead arranger (RA#A) of the syndicated is a reporting agent in AnaCredit. RA#A acts as servicer of the syndicated loan and of the individual shares of the members. CRIN#1 (resident in the United Kingdom) has a share of €10 million while RA#A has a share of €22 million.

In this case, one of the syndicated loan members (CRIN#1) acting as a creditor is not a reporting agent in AnaCredit. However, in its capacity as servicer of the (share of the) syndicated loan held by CRIN#1, the lead arranger RA#A reports the activity of this creditor. RA#A considers the shares of the individual members as individual instruments.

The following tables show the share of CRIN#1 with an outstanding amount of €10 million – the instrument (SL#A#CRIN#1) – as reported by the lead arranger RA#A acting as the servicer for this instrument. The counterparty-instrument dataset accordingly shows the lead arranger RA#A as the servicer and the syndicated loan member CRIN#1 as creditor of this instrument.

The other members of the syndicated loan are not reported as creditors of the share (the instrument) of CRIN#1 reported by the lead arranger. Note that the transferred amount is reported as zero, as the instrument has not been transferred.

In addition, the instrument is reported as “entirely derecognised” in the accounting dataset (not shown) as it is not on the balance sheet of the servicer.

Table 83 Instrument dataset for the share of CRIN#1

Reporting reference date	Reporting agent identifier	Observed agent identifier	Contract identifier	Instrument identifier	Type of instrument	Syndicated contract identifier	Inception date
31/12/2018	RA#A	RA#A	CNT#1	SL#A#CRIN#1	Other loan	CNTR#A	11/12/2018

Table 84 Financial dataset for the share of CRIN#1

Reporting reference date	Reporting agent identifier	Observed agent identifier	Contract identifier	Instrument identifier	Outstanding nominal amount	Transferred amount
31/12/2018	RA#A	RA#A	CNT#1	SL#A#CRIN#1	10,000,000.00	0.00

Table 85 Counterparty-instrument dataset for the share of CRIN#1

Reporting reference date	Reporting agent identifier	Observed agent identifier	Contract identifier	Instrument identifier	Counterparty identifier	Counterparty role
31/12/2018	RA#A	RA#A	CNT#1	SL#A#CRIN#1	CRIN#1	Creditor
31/12/2018	RA#A	RA#A	CNT#1	SL#A#CRIN#1	RA#A	Servicer
31/12/2018	RA#A	RA#A	CNT#1	SL#A#CRIN#1	OBLGR#4	Debtor

Next, the tables below illustrate the reporting in regard to the reporting obligation of the lead arranger, where the lead arranger also reports its activity as creditor (and servicer) of the other share of the syndicated loan (INS#RA#A). Therefore, the counterparty-

instrument dataset shows two entries where both the roles of servicer and creditor are assigned to the arranger (RA#A). In addition, the loan is reported as “entirely recognised”, as it is reported on the balance sheet of the lead arranger (not shown).

Table 86 Instrument dataset for the share of the lead arranger (RA#A)

Reporting reference date	Reporting agent identifier	Observed agent identifier	Contract identifier	Instrument identifier	Type of instrument	Syndicated contract identifier	Inception date
31/12/2018	RA#A	RA#A	CNTR#A	INS#RA#A	Other loan	CNTR#A	11/12/2018

Table 87 Financial dataset for the share of the lead arranger (RA#A)

Reporting reference date	Reporting agent identifier	Observed agent identifier	Contract identifier	Instrument identifier	Outstanding nominal amount	Transferred amount
31/12/2018	RA#A	RA#A	CNTR#A	INS#RA#A	22,000,000.00	0.00

Table 88 Counterparty-instrument dataset the lead arranger (RA#A)

Reporting reference date	Reporting agent identifier	Observed agent identifier	Contract identifier	Instrument identifier	Counterparty identifier	Counterparty role
31/12/2018	RA#A	RA#A	CNTR#A	INS#RA#A	RA#A	Creditor
31/12/2018	RA#A	RA#A	CNTR#A	INS#RA#A	RA#A	Servicer
31/12/2018	RA#A	RA#A	CNTR#A	INS#RA#A	OBLGR#4	Debtor

Please note that other instrument-specific data attributes (not shown) are reported in accordance with the general principles of reporting to AnaCredit.

7.2.2 Reporting obligation of observed agents participating in syndicated loans

1 In order to properly reflect the various syndication structures in AnaCredit, it is
 2 important to take into consideration the reporting principles regarding observed
 3 agents developed in Section 2.3 in Part I of the Manual. It is particularly important to
 4 identify the different roles performed in such transactions by the observed agents
 5 and provide the data accordingly. Therefore, if syndicated loan participants are
 6 observed agents under the AnaCredit Regulation, they each have to report their
 7 credit engagement individually (cf. [Example 29](#) and [Example 30](#)).

8 *Revision mark: editorial changes*
 9 *have been applied*

However, for an observed agent that services several shares of a syndicated loan (for example in its capacity as lead arranger responsible for the administrative and financial management of the shares), a distinction is drawn between the following two cases:

- the observed agent is the creditor of an instrument, in which case the observed agent reports its own activity;
- the observed agent is the servicer of the syndicated loan, in which case the observed agent reports the instrument if it is held by a creditor that is not an observed agent under the AnaCredit Regulation.

For an illustration of the reporting obligation of the servicer of an instrument (a share of a syndicated loan), please consider [Example 31](#), which deals specifically with the provisions of Article 4(1)(a)(iv) of the AnaCredit Regulation.

Example 31: Reporting a syndicated loan in the light of Article 4(1)(a)(iv) of the AnaCredit Regulation

A syndicated loan, originated on 1 September 2018 and documented in a credit contract (SLCNTC#1) by the lead arranger (OA#29) resident in the Netherlands, is granted to DBTR#1 by a syndicate of banks comprising OA#29, BNK#2 (resident in the Netherlands), BNK#3 (resident in France) and BNK#4 (resident in the United Kingdom).

The total syndicated loan amounts to €10 million and the syndicated loan participants (OA#29, BNK#2, BNK#3 and BNK#4) have the following shares in the loan: €4 million, €3 million, €2 million and €1 million, respectively.

As regards the participants, the following applies:

- OA#29 is the creditor and servicer of its own share and is the servicer of the other participants' shares;
- OA#29 is a reporting agent in AnaCredit resident in the Netherlands;
- BNK#2 is a reporting agent in AnaCredit resident in the Netherlands;
- BNK#3 is a reporting agent in AnaCredit resident in France;
- BNK#4, which is resident in the United Kingdom, is not a reporting agent in AnaCredit.

In accordance with Article 4(1)(a)(iv) of the AnaCredit Regulation, the servicer of the instruments (i.e. the shares of the loan) reports them only if they are held by a creditor which is not a reporting agent under the AnaCredit Regulation (so as to avoid double-reporting given that the creditor which is a reporting agent is obliged to report in the first place).

Consequently, the data reported to AnaCredit by OA#29 comprise only its own share in the syndicated loan and the share of BNK#4, which does not report to AnaCredit. This is presented in Table 84 and supplemented with information about the counterparties involved in the instrument in Table 90. Please note that OA#29 uniquely identifies its share by the instrument identifier INST#1 and the share of BNK#4 by the instrument identifier EXT#4#1.

Table 89 Instrument dataset as reported by OA#29

Reporting reference date	Reporting agent identifier	Observed agent identifier	Contract identifier	Instrument identifier	Syndicated contract identifier	Inception date
30/09/2018	OA#29	OA#29	SLCNTC#1	INST#1	SLCNTC#1	01/09/2018
30/09/2018	OA#29	OA#29	SLCNTC#1	EXT#4#1	SLCNTC#1	01/09/2018

Table 90 Counterparty-instrument dataset as reported by OA#29

Reporting reference date	Reporting agent identifier	Observed agent identifier	Contract identifier	Instrument identifier	Counterparty identifier	Counterparty role
30/09/2018	OA#29	OA#29	SLCNTC#1	INST#1	OA#29	Creditor
30/09/2018	OA#29	OA#29	SLCNTC#1	INST#1	OA#29	Servicer
30/09/2018	OA#29	OA#29	SLCNTC#1	INST#1	DBTR#1	Debtor
30/09/2018	OA#29	OA#29	SLCNTC#1	EXT#4#1	BNK#4	Creditor
30/09/2018	OA#29	OA#29	SLCNTC#1	EXT#4#1	OA#29	Servicer
30/09/2018	OA#29	OA#29	SLCNTC#1	EXT#4#1	DBTR#1	Debtor

Furthermore, as BNK#2 and BNK#3 are reporting agents in AnaCredit, they report their own shares in the syndicated loan by themselves. To this end, BNK#2 uniquely identifies its own share by the contract and instrument identifiers OA29#2018245 and

LOAN#A respectively. In addition, BNK#2 uniquely identifies the debtor of the instrument by the counterparty identifier 35462362. This is presented in the subsequent tables.

Table 91 Instrument dataset as reported by BNK#2

Reporting reference date	Reporting agent identifier	Observed agent identifier	Contract identifier	Instrument identifier	Syndicated contract identifier	Inception date
30/09/2018	BNK#2	BNK#2	OA29#2018245	LOAN#A	SLCNTC#1	01/09/2018

Table 92 Counterparty-instrument dataset as reported by BNK#2

Reporting reference date	Reporting agent identifier	Observed agent identifier	Contract identifier	Instrument identifier	Counterparty identifier	Counterparty role
30/09/2018	BNK#2	BNK#2	OA29#2018245	LOAN#A	BNK#2	Creditor
30/09/2018	BNK#2	BNK#2	OA29#2018245	LOAN#A	OA#29	Servicer
30/09/2018	BNK#2	BNK#2	OA29#2018245	LOAN#A	35462362	Debtor

Similarly, BNK#3 uniquely identifies its own share by the contract and instrument identifiers A189 and 73242 respectively. In addition, BNK#3 uniquely identifies the debtor of the instrument by the counterparty identifier CPTY123. The reporting is presented in Table 93 and Table 94.

Table 93 Instrument dataset as reported by BNK#3

Reporting reference date	Reporting agent identifier	Observed agent identifier	Contract identifier	Instrument identifier	Syndicated contract identifier	Inception date
30/09/2018	BNK#3	BNK#3	A189	73242	SLCNTC#1	01/09/2018

Table 94 Counterparty-instrument dataset as reported by BNK#3

Reporting reference date	Reporting agent identifier	Observed agent identifier	Contract identifier	Instrument identifier	Counterparty identifier	Counterparty role
30/09/2018	BNK#3	BNK#3	A189	73242	BNK#3	Creditor
30/09/2018	BNK#3	BNK#3	A189	73242	OA#29	Servicer
30/09/2018	BNK#3	BNK#3	A189	73242	CPTY123	Debtor

In this case the entire syndicated loan is reported to AnaCredit, even though not all participants are obliged to report, because the servicer is an observed agent. In addition, please note that each share of the loan is reported to AnaCredit only once.

Finally, despite the fact that the different reporting agents identify their shares of the syndicated loan with different contract and instrument identifiers, it is possible to unite the shares into one instrument in AnaCredit. This is thanks to the use of a syndicated contract identifier that is the same for the different reporting agents.

8 Complete reports – description and examples

1 *Revision mark: the examples in*
 2 *the spreadsheet have been revised*
 3 *in line with Q&A 2018/0038; specific*
 4 *clarifications have been provided*
 5 *below for the cases in question*

In this chapter, several examples of AnaCredit reports are provided. However, in contrast to the examples covered elsewhere in the Manual, where in each case only selected data attributes are presented, the examples in this chapter cover all the data attributes that are reported so as to provide a better understanding of the relationships in their entirety between the different datasets of AnaCredit and the data attributes contained therein. While a brief description of the examples is provided in this chapter, the examples themselves are presented in the spreadsheet “Complete reports.xlsx”, which is available on the [ECB’s website](#).

In particular, for each example described below, a unique identifier is created. While this identifier is not subject to AnaCredit reporting, it is found in the instrument tab in the Excel spreadsheet and is aimed exclusively at linking the descriptions with the respective instruments. This identifier, which consists of two to four letters and three digits, is contained in the “Case ID” column, e.g. Bank.001 in the Excel spreadsheet. Thereafter, the links between the tables (the tabs in the Excel spreadsheet) follow the AnaCredit data model keys.

8.1 General set-up

8.1.1 Illustrative examples

16 The examples described in the Manual are for indicative purposes only. In particular,
 17 the examples are not intended to reflect the exact reporting scheme as required by
 18 NCBs.

8.1.2 Reporting agent and the observed agents

8.1.2.1 Reporting agent

19 The examples are prepared from the perspective of a single reporting agent –
 20 Deutsche Großbank AG (hereinafter referred to as “the Bank”).

21 Deutsche Großbank AG is a credit institution in accordance with Article 4(1)(1) of the
 22 CRR.

23 For AnaCredit identification purposes, the reporting agent uses the counterparty
 24 identifier that was assigned to it by the relevant NCB (BLZ10). The national identifier
 25 of the Bank is HRB0001-R0001. An LEI 5299000000000000AA00 has been
 26 assigned to the Bank.

27 Deutsche Großbank AG is established in Germany and has no foreign branches.
 28 Deutsche Großbank AG has neither an immediate nor an ultimate parent
 29 undertaking.

1 Deutsche Großbank AG applies an advanced IRB approach for the calculation of
 2 capital requirements in accordance with the CRR. In particular, the Bank applies the
 3 definition of default at the level of the borrower, except in the case of very small retail
 4 portfolios, for which the default definition is applied at the level of an individual
 5 instrument.

6 Deutsche Großbank AG uses IFRS as the accounting standard.

8.1.2.2 Observed agent

7 Deutsche Großbank AG has no foreign branches. Therefore, in accordance with
 8 Article 1(9) and 1(26) of the AnaCredit Regulation, Deutsche Großbank AG reports
 9 on an individual basis credit and credit risk data of its only observed agent, Deutsche
 10 Großbank AG in Germany.

11 Deutsche Großbank AG uniquely identifies the observed agent by the counterparty
 12 identifier assigned by the relevant NCB, namely by the counterparty identifier BLZ10.

8.1.3 Reporting reference dates

13 The vast majority of the examples look at a series of reporting reference dates from
 14 30 September 2018 (the first monthly and quarterly transmission pursuant to the
 15 AnaCredit Regulation) through to 31 December 2018.

16 Such an approach, where several reporting reference dates are considered rather
 17 than just a single one, allows some of the dynamic features of AnaCredit reporting to
 18 be better illustrated.

19 The dynamic features of AnaCredit reporting include the following in particular:

- 20 • a consistent view of the evolution of instruments over time;
- 21 • the reporting of certain datasets if no changes have occurred compared
 22 with data transmitted earlier;
- 23 • the reporting instruments that have been discharged between consecutive
 24 reporting reference dates.

25 Please note that if, for a given instrument referred to in the examples, nothing has
 26 been recorded in one or more datasets at a reporting reference date, this should be
 27 understood to mean that no record was submitted at that date. The reasons for
 28 which a record may not be required vary and include the following:

- 29 • there have been no changes compared with data transmitted earlier (in the
 30 case of datasets reported on change);
- 31 • the reportable item (e.g. instrument, protection, etc.) has been discharged
 32 and did not exist at the reporting reference date.

1 For more information regarding the reporting frequency of the individual datasets,
2 please refer to Annex I to the AnaCredit Regulation and to Section 6.3.2 in Part I of
3 the Manual.

8.1.4 Counterparties

4 In addition to the reporting agent and the observed agents, a number of
5 counterparties are referred to throughout the examples. Those counterparties are in
6 particular referred to (by their counterparty identifier) in the counterparty-instrument
7 dataset and the protection received dataset (by the protection provider identifier),
8 while their affiliates are referred to in the counterparty reference dataset by means of
9 the “head office undertaking”, “immediate parent undertaking” and “ultimate parent
10 undertaking” identifiers.

11 Please note that, for all those counterparties, a record must be available at the
12 counterparty reference date.

13 Please note that the counterparty reference data are not regularly reported. Instead,
14 they are updated if necessary, in accordance with the general conditions for
15 reporting to AnaCredit.

8.2 How to read the examples

16 Taking the perspective of the reporting agent, credit and credit risk data of the
17 observed agent are reported for instruments satisfying the conditions defined in
18 Articles 4 and 5 of the AnaCredit Regulation. More specifically, if an instrument is
19 subject to AnaCredit reporting, all the data attributes listed in Annex I to the
20 AnaCredit Regulation are reported as stipulated by the Regulation and further
21 clarified in Part I and Part II of the Manual.

22 To this end, credit and credit risk data relating to an instrument subject to AnaCredit
23 reporting are compiled on the basis of three distinct parts (i.e. the instrument, the
24 protection and the counterparty) and reported in ten interrelated datasets.

25 In the present section, descriptions of several cases are provided with a view to
26 illustrating the ten AnaCredit datasets represented in the accompanying
27 spreadsheet.

28 The instrument is always the central element of these cases, and all instruments
29 referred to in the subsequent examples are assumed to be subject to AnaCredit
30 reporting.

31 The section starts with a complete description of a basic case (cf. Section 8.3.1),
32 where all relevant features of the credit are explicit so as to make clear how the
33 values reported in the corresponding AnaCredit datasets actually link with the credit.

34 In the subsequent cases, however, a simplified description is provided where,
35 besides the crucial aspects, only non-standard features of the credit concerned are

1 expressly furnished, while all other elements are deliberately omitted from the
2 description.

3 In general, the data attributes referred to in the AnaCredit
4 Regulation are mandatory (although some may be exempted under
5 certain circumstances). However, certain data attributes do not apply
6 in some situations, and/or there may be no information available
7 even in relation to data attributes that are to be reported
8
9
10 Nevertheless, regardless of whether or not all features of the credit concerned are
11 expressly introduced in the description of the case, the corresponding spreadsheet
12 always represents the credit in a complete manner with all (mandatory) data
13 attributes provided. For example, unless explicitly stated otherwise in the description
14 of a case, all debtors and protection providers referred to in a case have a probability
of default at the reporting reference date, even if no such information is provided.
Conversely, in cases where certain data attributes (or even entire datasets) are not
to be reported under certain circumstances, this is clarified in the description of the
case.

12 Please also note that the examples are to be interpreted only in terms of content and
13 do not specify the data format (e.g. how to report “non-applicable”), which is
14 specified by the NCB.

8.3 Cases

8.3.1 Case 1 – Term loan (the basic case)

15 *Revision mark: CASE 1: Cells J28*
16 *to J31 have been changed from*
17 *“Non-applicable” to “Other type of*
18 *valuation” in line with*
19 *Q&A 2018/0038*

On 16 November 2017, Deutsche Großbank AG in Germany (hereinafter referred to
as “the Bank” in the case) enters into a contract with a company Krüger Bau GmbH
 (“the Company”) for a term loan secured by a financial guarantee provided by the
Company’s immediate parent, Großbau GmbH (“the Guarantor”). In particular, the
counterparties agree that:

- the Bank will make available to the company a non-revolving loan of €1 million
to finance a construction investment;
- the funds will be fully disbursed to the company on 1 December 2017;
- the Company will repay the loan in 60 monthly instalments, with the principal
repaid being the same in each instalment; the payments will be made on the first
day of each month, starting from 1 January 2018; the last payment will be made
on 1 December 2022;
- the Company will also pay interest on a monthly basis, with an interest rate of
2.7% (EURIBOR 12 months on 1 November plus a spread of 2.4%) being
charged in the first year; thereafter, the interest rate will be reset on the first day
of each calendar year (following the same EURIBOR formula); a floor of 2.5%
and a cap of 4.2% will apply throughout the entire life of the loan; the interest is
payable monthly on the first day of a month;
- the loan is secured by a financial guarantee provided by the Guarantor, which
agrees, in the event of default of the Company, to cover any outstanding debt,
including interest and other fees and payments, up to an amount of €0.5 million.

1 The Company and the Guarantor are uniquely identified with the counterparty
2 identifiers 63829150 and 78451209, respectively. The Bank uniquely identifies the
3 contract with the contract identifier A810 and the instrument with the instrument
4 identifier 123321. Neither the Company nor the Guarantor has other instruments vis-
5 à-vis the Bank. The Bank uniquely identifies the financial guarantee provided by the
6 Guarantor by the protection identifier GUA28569811.

7 The Company is the only debtor of the loan. Despite the fact that the loan is secured
8 by the guarantee, the Bank, which acts as creditor, has recourse to the balance
9 sheet of the debtor.

10 The Company has an immediate parent undertaking (company Großbau GmbH)
11 which at the same time is its ultimate parent undertaking. The counterparties do not
12 have LEIs. The Bank has information about the national trade register numbers
13 assigned to the Company and the Guarantor: these are HRB1234-R1101 and
14 HRB1234-R7707 respectively.

15 At the origination of the loan, using the IRB approach the Bank estimated a PD of
16 3.35% for the Company and a PD of 1.75% for the Guarantor. The Bank has
17 reviewed the PDs several times after the origination, and no changes to the PDs
18 have been made.

19 In addition, in accordance with the applied accounting standard, the Bank entirely
20 recognises the loan in its banking book and classifies it into the category of financial
21 assets at amortised cost. Accordingly, the Bank estimates 12-month expected losses
22 (stage 1) for a group of loans similar to the loan for which an impairment allowance
23 of 2% of the (combined) outstanding nominal amount is created. The Bank allocates
24 this percentage directly to the loan. As the loan has no off-balance-sheet amount, the
25 Bank does not create any provisions associated with off-balance-sheet exposures.

26 On the basis of the loan's features and characteristics, the Bank classifies it as
27 "other loans" in accordance with the type of instrument in AnaCredit. Please note that
28 the loan in this case does not fulfil the requirements of a project finance loan.

29 The Bank applies the definition of default in accordance with Article 178 of the CRR
30 at the counterparty level rather than at the level of an individual instrument.
31 Consequently, the default status of the instrument in the financial dataset is reported
32 as "non-applicable" (cf. Section 4.4.4 in Part II of the Manual).

33 The loan is not securitised and is not subject to any sources of encumbrance. It is
34 not a syndicated loan.

35 The debtor has not been in default, and no write-off has been made to the instrument
36 as the debtor has been making the repayments on time and in full since the
37 inception. The instrument has been performing and no renegotiation has taken
38 place. Therefore, the date of the performing status and the date of the instrument is
39 the inception date of the instrument in this case.

40 As the debtor has no other instruments vis-à-vis the Bank, the guarantee issued by
41 the Guarantor is entirely allocated to the loan.

42 The loan is subject to reporting at the reporting dates from 30 September through to
43 31 December 2018.

1 To this end, the reporting of the loan as of 30 September 2018 is triggered in all the
2 AnaCredit datasets except the joint liabilities dataset (which is not required in cases
3 of instruments with only one debtor). The outstanding nominal amount is €850,000 at
4 the reporting reference date.

5 As of 31 October and 30 November 2018, only the following datasets are reported:

- 6 • the financial dataset – as it is required monthly;
- 7 • the instrument-protection received dataset – as it is required monthly;
- 8 • the protection received dataset – in this case, where the protection is reported
9 at its notional value, the date of protection value is updated at every reporting
10 reference date, cf. Section 1.6 in Part II of the Manual;
- 11 • the counterparty default dataset, as it is always required monthly;
- 12 • the counterparty risk dataset, as it is always required monthly.

13 The other datasets are not reported, as no changes have taken place in any of the
14 data attributes compared with the values reported as of 30 September 2018.

15 The outstanding nominal amount is €833,333.33 on 31 October 2018 and
16 €816,666.67 on 30 November 2018. As regards the interest accrual, for the sake of
17 simplicity it is assumed that the interest accrues proportionally to time elapsed.

18 As of 31 December 2018, the accounting dataset is reported in addition to the
19 datasets reported as of October and November 2018. The outstanding nominal
20 amount is €800,000.

21 All other values provided in the corresponding Excel sheet which are not expressly
22 stated in the description above are details necessary to illustrate the reporting in a
23 complete manner.

24 Please note that for the counterparty identifiers of the head office undertaking, the
25 immediate parent undertaking and the ultimate parent undertaking are not required
26 for reporting agents, observed agents or creditors (cf. Section 12.1.1 in Part II of the
27 Manual). Similarly, the data attributes “status of legal proceedings”, “date of initiation
28 of legal proceedings”, “enterprise size”, “date of enterprise size”, “number of
29 employees”, “balance sheet total” and “annual turnover” are not required for
30 reporting agents, observed agents or creditors.

8.3.2 Case 2 – Inter-MFI deposit

31 On 29 November 2018 the Bank enters into an agreement to place a deposit with
32 another bank “Mittelgroße Bank AG” (“the Debtor”) for half a year at a fixed interest
33 rate of 0.2%. On 15 December 2018 the Bank transfers an amount of €15,000,000 to
34 the Debtor, requiring no collateral. In accordance with the accounting standard used
35 by the Bank, an impairment allowance of €4,800 is held as of 31 December 2018 in
36 relation to the deposit. In accordance with the contract, the instrument does not
37 comprise any off-balance-sheet amount.

1 The Bank uniquely identifies the contract by the contract identifier 87B198623, the
2 instrument by the instrument identifier 2I3598940 and the Debtor by the counterparty
3 identifier BLZ30 (as assigned by the relevant NCB at national level).

4 The Debtor has no other instruments vis-à-vis the Bank.

5 The instrument is reported as “deposits other than reverse repurchase agreements”
6 in accordance with the type of instrument in AnaCredit.

7 In the period concerned (cf. Section 8.1.3), the instrument is reported as of 31
8 December 2018 only, as the instrument is not subject to reporting before the
9 settlement date.

10 Please note that in this case only the following datasets are reported:

- 11 • instrument dataset;
- 12 • financial dataset;
- 13 • accounting dataset;
- 14 • counterparty-instrument dataset;
- 15 • counterparty default dataset;
- 16 • counterparty risk dataset;
- 17 • counterparty reference dataset.

8.3.3 Case 3 – Debit balance in current account with a credit limit (overdraft)

18 *Revision mark: CASE 3: Cells Q11*
19 *& Q12 have been changed from*
20 *“Non-applicable” to “0” in line with*
21 *Q&A 2018/0038*

22 On 23 November 2015, a company named “Hundehüttenbau Snoopy GmbH” (“the
23 Debtor”) opens a current account with the Bank. The contract allows the Debtor to
24 draw funds up to €55,000. In a given month, interest is charged on the amount
25 outstanding at a rate set by fixing EURIBOR one month on the last day of the
26 previous month plus a margin of 800 basis points (hence, the interest rate is subject
27 to interest reset). In addition, the parties agree that if the balance exceeds the
28 agreed terms, then additional fees will be charged and a higher interest rate of 15%
29 will apply. The overdraft has neither a fixed amortisation schedule nor a principal
30 payment frequency. Accrued interest is added to the outstanding nominal amount on
31 a monthly basis (on the first day of each month). The funds are first used by the
32 Debtor on 11 May 2016. Given the Debtor’s credit history, the Bank does not require
33 collateral for the overdraft. However, the Bank has a pledge on a physical asset (the
protection identifier used by the Bank for the asset is PhA1122_823823) owned by
the Debtor (which was received in relation to another loan of the Debtor granted in
November 2018, cf. Case 4 under point 8.3.4 below, and is also used to secure the
overdraft). The Debtor is liable for any unpaid debt.

1 Please note that in this case there is a prior agreement with the account provider for
2 an overdraft, and the amount drawn is within the authorised overdraft limit. In this
3 case, interest is normally charged at the agreed rate.

4 The Bank started the business relationship with the company on 22 July 2000.

5 The Bank uniquely identifies the contract by the contract identifier 55X823823, the
6 instrument by the instrument identifier 823001823 and the Debtor by the
7 counterparty identifier 302888222333.

8 The instrument is reported as “overdraft” in accordance with the type of instrument in
9 AnaCredit.

10 In accordance with the applicable accounting standard, an impairment allowance is
11 held for the instrument. The impairment allowance includes provisions for the off-
12 balance-sheet amount. In particular, in accordance with the applied accounting
13 standard, the Bank does not separately identify the expected credit on the on-
14 balance-sheet and off-balance-sheet components, and the expected credit losses on
15 the off-balance-sheet component are reported together with the accumulated
16 impairment on the on-balance-sheet component (and “0” is reported under the data
17 attribute “provisions associated with off-balance-sheet exposures” as the reporting
18 agent does not explicitly issue such provisions).

19 The overdraft is reported throughout the entire period concerned (cf. Section 8.1.3).

20 Please note that the instrument is initially unsecured and therefore no protection
21 information is reported in September and October 2018. However, following the
22 origination of the additional instrument, the protection received dataset is reported
23 from November 2018 onwards. The protection value allocated by the Bank to the
24 instruments is €55,000 in accordance with the Bank's internal risk management view.

25 On 25 November 2018 the credit limit of €55,000 is exceeded by €4,750 (a situation
26 which lasts until 1 December 2018). In this connection, the Bank applies the penalty
27 interest rate onto the excess. Accordingly, the interest rate reported as of 30
28 November is a weighted average of the ordinary interest rate and the penalty interest
29 rate (cf. Section 4.4.1 in Part II of the Manual). As the excess is payable immediately,
30 the amount is in arrears as of 25 November 2018. Finally, the off-balance-sheet
31 amount is 0 (cf. Section 3.4.1 in Part II of the Manual).

32 Please also note that on the granting of the additional loan, the counterparty
33 reference data are updated. This is reflected in this case by sending a new record as
34 of 30 November 2018.

35 In this case, the Bank applies the definition of default at the level of the individual
36 instrument. Therefore, the counterparty default dataset is not reported at all.

8.3.4 Case 4 – Term loan secured with physical collateral

37 On 14 October 2018 a company named “Hundehüttenbau Snoopy GmbH” (“the
38 Debtor”) applies for a term loan from the Bank. Accordingly, on 7 November the
39 parties sign a contract whereby the Bank agrees to grant €150,000 to the Debtor for
40 three years to finance the upgrade of a factory. Initially, an amount of €100,000 is

1 disbursed on 25 November 2018, while the remaining amount is drawn after 31
2 December 2018. The loan is secured by a mortgage on the machinery used in the
3 production process. A variable interest rate of EURIBOR 12 months plus a margin of
4 400 basis points is charged. The interest rate is not subject to an interest reset.

5 The Bank uniquely identifies the contract by the contract identifier 66M824824, the
6 instrument by the instrument identifier 824002824 and the Debtor by the
7 counterparty identifier 302888222333.

8 *Revision mark: CASE 4: Cell Q9* The instrument is reported as “credit lines other than revolving credit” in accordance
9 *has been changed from “Non-* with the type of instrument in AnaCredit and includes both an on-balance-sheet
10 *applicable” to “0”: since “off-* instrument and an off-balance-sheet component. The Bank does not issue the
11 *balance-sheet amount” is not “non-* provisions associated with off-balance-sheet exposures and reports zero.
12 *applicable”, “provisions associated*
13 *with off-balance-sheet exposures”*
14 *cannot be “non-applicable”*

12 The instrument is reported from 30 November till the end of the period concerned
13 (cf. Section 8.1.3).

14 Please note that the instrument is secured and therefore protection information is
15 reported along. The protection is used by the Bank in relation to all instruments of
16 the Debtor. The protection secures all the instruments of the Debtor vis-à-vis the
17 Bank (cf. Case 3 in Section 8.3.3) and there are no third party priority claims against
18 the protection. In accordance with the Bank’s internal risk management view, the
19 protection value is allocated to the instruments that it secures.

20 Please also note that, following the application for the loan, the counterparty
21 information is updated. This is reflected in this case by sending a new record as of
22 30 November 2018, despite the fact that the Bank reported the counterparty
23 reference data in relation to the other instrument of the Debtor.

24 In this case, the Bank applies the definition of default at the level of an individual
25 instrument. Therefore, the counterparty default dataset is not reported at all.

8.3.5 Case 5 – Credit card

26 *Revision mark: CASE 5: Cells Q11* On 3 July 2014, the Bank signs a contract with a counterparty “Kunststoff Opernplatz
27 *& Q12 have been changed from* AG” (“the Debtor”) for a credit card limit (to be used by 100 employees of the
28 *“Non-applicable” to “0” in line with* company for business purposes, where one employee receives one separate credit
29 *Q&A 2018/0038* card for his/her usage under standardised conditions), which can be used from 31
30 July 2014 to 31 July 2019, with the possibility of a roll-over. The credit card has a
31 total credit limit of €500,000. The balance outstanding at the end of the monthly
32 billing cycle of the credit card has to be fully repaid by the tenth day of the
33 subsequent month. A variable interest rate (EURIBOR 12 months plus a margin of
34 700 basis points) is charged only on any unpaid balance from the latest billing cycle
35 (i.e. no interest at all has to be paid for use of the credit card up to €500,000 if repaid
36 by the tenth of each month).²⁴ No amortisation schedule is agreed for the credit card.

²⁴ See Part II of the Manual, p. 65, lines 18-22: for instance, for a credit card debt for which the outstanding nominal amount reported at the reference date is a “convenience credit”, the interest rate of 0% is to be reported as zero.

1 Note that the Debtor takes advantage of the funds for the first time on 25 September
2 2014.

3 Owing to the credit history of the Debtor, the Bank does not require collateral.

4 The credit card is serviced by a counterparty named “Credit Card Services
5 International Branch in Germany”, which is responsible for the administrative and
6 financial management of all credit cards issued by the Bank.

7 “Credit Card Services International Branch in Germany” (“the Servicer”) is a foreign
8 branch of “Credit Card Services International B.V.”, established in the Netherlands.
9 The Bank uniquely identifies the Servicer by the counterparty identifier BLZ99 (as
10 assigned by the relevant NCB at national level). In addition, an LEI has been
11 assigned to the Servicer (although it is a foreign branch).

12 The Bank uniquely identifies the contract by the contract identifier 12A191010, the
13 instrument by the instrument identifier CCSIB326594018 and the Debtor by the
14 counterparty identifier D12D628826. In the context of AnaCredit, the individual users
15 of the credit card (i.e. the employees) are not identified by the Bank.

16 The Debtor has no parent undertaking.

17 The credit cards are frequently used by the employees. As any outstanding amounts
18 are fully repaid by the tenth day of each month, the accrued interest at the end of a
19 month amounts to zero. Similarly, the interest rate reported as of the reporting
20 reference date is the interest actually applied at that day. In practice, as any
21 outstanding debt is fully repaid following the billing cycle, the interest applied is 0%
22 (cf. Section 4.4.1 in Part II of the Manual).

8.3.6 Case 6 – Revolving credit

23 *Revision mark: CASE 6: Cells Q11*
24 *& Q12 have been changed from*
25 *“Non-applicable” to “0” in line with*
26 *Q&A 2018/0038*

27 On 15 November 2017, a company named “Kunststoff Opernplatz AG” (“the Debtor”)
28 is granted a revolving credit by the Bank. This is specifically a working capital credit
29 for two years starting on 30 November 2017. A total credit limit of €5,000,000 with a
30 variable interest rate of EURIBOR three months plus 280 basis points is agreed.²⁵
31 The interest is payable on the 15th day of each month.

32 The revolving credit is unsecured as, given the Debtor’s credit history, the Bank does
33 not require collateral.

34 The Bank uniquely identifies the contract by the contract identifier 99RC6166666, the
35 instrument by the instrument identifier 432434324 and the Debtor by the
36 counterparty identifier D12D628826.

37 The Debtor makes intensive use of the revolving credit and often draws nearly the
38 total amount of the credit limit (which it then repays in full or in part).

39 The Debtor has no parent undertaking.

²⁵ Interest is accrued on a daily basis against the outstanding balance, which fluctuates daily. Therefore, the accrued interest at the end of a month does not solely depend on the balance outstanding at the reporting reference dates.

1 The funds are disbursed for the first time on 30 November 2017.

2 8.3.7 Case 7 – Non-revolving credit line

3 *Revision mark: CASE 7: Cells Q11*
 4 *& Q12 have been changed from*
 5 *"Non-applicable" to "0" in line with*
 6 *Q&A 2018/0038*

7 On 20 August 2014 a company named "Kunststoff Opernplatz AG" ("the Debtor")
 8 signs a contract with the Bank for a non-revolving credit line of €3,000,000 with a
 9 duration of ten years starting from 31 August 2014. The credit line is used for
 10 expanding the chemical plant (the credit in this case does not fulfil the requirements
 11 of a project finance loan). The parties agree that a variable interest rate will be
 12 charged on the outstanding balance throughout the life of the loan, based on the
 13 EURIBOR 12 months plus a margin of 400 basis points, but should not exceed 7%.
 14 They further agree that the credit line is to be used in multiple instalments. The first
 15 instalment is drawn on 15 October 2014. By 30 September 2018, €2,400,000 has
 16 been drawn, with €450,000 having already been repaid prior to that date. This leaves
 17 an off-balance-sheet amount of €600,000 available to the Debtor at 30 September
 18 2018.

19 The outstanding balance is paid back in yearly instalments. However, interest is
 20 initially agreed to be paid on a monthly basis, on the first day of each month.

21 On 15 November 2018, the Debtor renegotiates the contract with the Bank. In
 22 particular, the conditions regarding the interest rate are changed, with the parties
 23 agreeing on a margin of 280 basis points applicable with immediate effect. The
 24 parties also now agree that the interest rate charged cannot exceed 5%. Finally, the
 25 parties agree that both the principal and interest payments will be paid quarterly, on
 26 the first day of each calendar quarter.

27 On 2 December 2018, the Debtor draws additional funds of €250,000.

28 Please note that following the change in the interest payments, the accrued interest
 29 as of 31 December 2018 is higher than in the previous month as the interest has
 30 accrued since 1 November 2017.

31 The instrument is reported as "credit lines other than revolving credit" in accordance
 32 with the type of instrument in AnaCredit.

33 The Bank uniquely identifies the contract by the contract identifier 22NR1177777, the
 instrument by the instrument identifier 777777777 and the Debtor by the
 counterparty identifier D12D628826.

The Debtor has no parent undertaking.

Because the Debtor has a positive credit history, the Bank does not require
 collateral.

34 8.3.8 Case 8 – Unauthorised debit – overdraft with no credit limit

35 On 12 March 2016 a company named "Baustoffhandel Sommerstraße OHG" ("the
 36 Debtor") signs a contract with the Bank for a current account. Please note that there
 is no prior agreement with the account provider for an overdraft, and in accordance

1 with the current account terms, if a negative balance arises on the current account,
 2 the accountholder breaches the agreed terms. Accordingly, additional fees may be
 3 charged and a penalty interest rate of 15% may apply.

4 On 28 November 2018, as a result of debiting the loan payment referred to in Case 9
 5 – Lump-sum loan to the current account, an unexpected debit balance of €11,200
 6 arises on the current account. The debit balance is repaid on 3 December 2018.

7 Please note that this debit balance is not the only instrument of the Debtor (i.e. the
 8 Debtor has another instrument vis-à-vis the Bank – Case 9) and it is the Debtor’s
 9 commitment amount taking both instruments into account that triggers the reporting
 10 of the unauthorised debit balance. Please note that the Debtor’s commitment amount
 11 is larger than €25,000.

12 In accordance with the type of instrument in AnaCredit, the instrument is reported as
 13 “overdraft”.

14 The Bank uniquely identifies the contract of the current account by the contract
 15 identifier 88CA2128888, the overdraft by the instrument identifier OV782362372 and
 16 the Debtor by the counterparty identifier B09A888888.

17 In relation to the instrument, the Bank applies the definition of default at the level of
 18 an instrument.

19 Please note that the instrument is reported only as of November 2018.

20 Please also note that in accordance with the conditions of the current account, any
 21 unauthorised debit balance is immediately payable. Therefore, the repayment rights
 22 for the instrument are reported as “on demand or short notice”. Moreover, as any
 23 unauthorised debit balance is immediately payable, the outstanding nominal amount
 24 is also the amount in arrears. The date on which the arrears arose is the date on
 25 which the debit balance was incurred.

8.3.9 Case 9 – Lump-sum loan

26 A company named “Baustoffhandel Sommerstraße OHG” (“the Debtor”) applies to
 27 the Bank for a loan of €360,000 to be used as a working capital facility. On 11 April
 28 2018, the loan is granted for a period of three years and is fully disbursed on 11 May
 29 2018. The parties agree that the loan will be repaid in monthly instalments, with the
 30 principal repayment amount being the same in each instalment. The loan is subject
 31 to a variable interest rate of EURIBOR six months plus a margin of 750 basis points.
 32 The monthly payment is automatically charged on the 28th day of each month from
 33 the current account of the Debtor (even if sufficient funds are not available on the
 34 current account, which is made legally possible by terms of the contract).

35 In accordance with the type of instrument in AnaCredit, the instrument is reported as
 36 “other loans”.

37 The Bank uniquely identifies the contract of the loan by the contract identifier
 38 35LA3218239, the instrument by the instrument identifier LA972372975 and the
 39 Debtor by the counterparty identifier B09A888888.

1 In relation to the instrument, the Bank applies the definition of default at the level of
 2 an instrument following the Bank's approach to retail exposures (in accordance with
 3 the CRR). Therefore, the default status of the instrument is reported as "not in
 4 default", whereas the default status of the counterparty does not apply (which means
 5 that no record of the counterparty default dataset is reported at all – cf. Chapter 10 in
 6 Part II of the Manual).

7 The probability of default of the Debtor is estimated to be 6.8% and does not change
 8 in the period concerned.

8.3.10 Case 10 – Reverse repo

9 *Revision mark: CASE 10: Cell J21*
 10 *has been changed from "Non-*
 11 *applicable" to "Other type of*
 12 *valuation" in line with*
 13 *Q&A 2018/0038*

14 On 27 September 2018 the Bank agrees to borrow certain securities (with a face
 15 value of €1,005,000) from another bank, "Mittelgroße Bank AG" ("the Debtor"), under
 16 a reverse repurchase agreement whereby the Bank transfers to the Debtor an
 17 amount of €1 million and the Debtor makes a commitment to repurchase the
 18 securities at a fixed price of €1,003,000 on 2 October 2018. Accordingly, on 28
 19 September the Bank lends €1,000,000 to the counterparty and receives government
 20 bonds of a euro area country as collateral. The market value of the securities at the
 21 origination of the reverse repo on 28 September 2018 is €1,003,000. By 30
 22 September 2018, the market value declines to €1,001,500.

23 In accordance with the type of instrument in AnaCredit, the instrument is reported as
 24 "reverse repurchase agreements".

25 Please note that it is the face value of the securities that is reported in the protection
 26 received dataset.

27 The Bank uniquely identifies the contract of the loan by the contract identifier
 28 9RR101010, the instrument by the instrument identifier 351616712 and the Debtor
 29 by the counterparty identifier BA32568564.

30 The Bank reports the securities as a pool under the protection identifier SEC23896.

Please note that the instrument is reported only as of September 2018.

The amount of €3,000 is considered the interest income of the Bank. In this
 connection, the implicit interest rate that is charged during the life of the instrument is
 27% per annum. The accrued interest as of 30 September 2018, i.e. at the halfway
 point, amounts to €1,500.

8.3.11 Factoring

8.3.11.1 Case 11.1 – Factoring with recourse

31 On 15 November 2018, a construction material trading company named
 32 "Baustoffhandel KUNZ GmbH" ("the Debtor") sells bricks to another construction
 33 company named "BrickBau GmbH" for which it expects payment within one month of

1 delivery. In order to obtain working capital, the Debtor sells the trade receivable to
2 the Bank on 17 November 2018 for a price of €248,000 (i.e. a discount of €2,000
3 based on an implicit interest rate of 12% per annum calculated for one month with no
4 factoring fee) in a factoring transaction on the basis of a factoring contract.²⁶ On the
5 same day, the Bank lends an amount of €200,000, accepting the invoice of
6 €250,000, and agrees to pay out the remaining amount upon complete repayment of
7 the invoice by “BrickBau GmbH”. The financing is provided as a working capital
8 facility. The Debtor is considered to keep all the risks and rewards of ownership of
9 the trade receivable. The Bank has no obligation to purchase any additional trade
10 receivables from the Debtor.

11 On 30 November 2018 the accrued interest amounts to €1,000, indicating that one-
12 half of the amount of €2,000 has been accrued after one-half of the month has
13 elapsed.

14 In accordance with the type of instrument in AnaCredit, the instrument is reported as
15 “trade receivables”.

16 The Bank uniquely identifies the factoring contract by the contract identifier
17 11TR2164461, the instrument by the instrument identifier 165414 and the Debtor by
18 the counterparty identifier T4235.

19 The instrument is reported only as of 30 November 2018.

20 Given that the Debtor keeps all the risk and rewards of the ownership of the trade
21 receivable, the Bank considers the exposure to be to the factoring client.

22 Consequently, the outstanding nominal amount takes as a starting point the amount
23 actually loaned to the factoring client rather than the amount of the face value of the
24 trade receivables. The amount of €48,000, which will be forwarded to the factoring
25 client if paid by the account debtor, does not constitute an off-balance-sheet amount
26 of the instrument thus defined. As the Bank has no obligation to purchase any
27 additional trade receivables from the factoring client, the instrument is considered not
28 to have any off-balance-sheet amount.

29 As the reserve in the case of exposures to factoring clients is generally not
30 considered protection in AnaCredit (cf. Section 5.3.4), the protection received
31 dataset is not reported. Please note that the reserve is not considered protection to
32 the instrument because the reserve is already netted in the outstanding nominal
33 amount of the instrument. Recognising this reserve as protection would lead to
34 double-counting of the value.

35 Please note that the instrument concerned, which is assumed to be issued on 15
36 November 2018 with a tenor of one month, is redeemed before 31 December 2018.
37 This means that the instrument ceases to exist before the reporting reference date
38 on which the accounting dataset is required to be reported. Conversely, if the
39 instrument continued to exist beyond 31 December, the accounting dataset would
40 have to be reported.

²⁶ Please note that halfway through the term the accrued interest is assumed to be €1,000
 $\approx €200,000 \cdot (12\%/12)/2$.

8.3.11.2 Case 11.2 – Non-recourse factoring

1 On 15 October 2018 a construction material trading company named “C und C
2 GmbH” (“the Factoring Client”) sells construction material to another construction
3 company “A und B Baustoffhandel GmbH” (“the Debtor”). In this connection, C und C
4 GmbH issues two invoices, totalling €250,000, for which it expects full payment
5 within three months of delivery. On 17 October 2018, the Factoring Client sells the
6 trade receivable to the Bank for a total price of €243,250 (discount of €6,250 and a
7 fee of €500) in a factoring transaction on the basis of a factoring contract. On the
8 same date, the Bank lends an amount of €200,000, accepting the invoices of
9 €250,000, and agrees to pay out the remaining amount upon complete repayment of
10 the invoices by “A und B Baustoffhandel GmbH”. The financing is provided as a
11 working capital facility. The Factoring Client is considered to transfer all the risks and
12 rewards of ownership of the trade receivable.

13 The amount of €43,250, payment of which to the Factoring Client is on hold until the
14 trade receivable is received by the Bank, serves as protection of the instrument. The
15 Bank uniquely identifies the protection item by the protection identifier
16 RES67949769. There is no other protection on the instrument.

17 In accordance with the type of instrument in AnaCredit, the instrument is reported as
18 “trade receivables”.

19 The Bank uniquely identifies the factoring contract by the contract identifier
20 22HWSf25896, the instrument by the instrument identifier 99999999 and the Debtor
21 by the counterparty identifier CC112112CC. The protection provider (the factoring
22 client) is identified by the counterparty identifier PP8564235.

23 The Debtor pays €70,000 by 31 October 2018 and makes additional payments of
24 €55,000 and €95,000 by 30 November and 31 December 2018 respectively.
25 Consequently, the outstanding nominal amount of the instrument is €180,000,
26 €125,000 and €30,000 at 31 October, 30 November and 31 December 2018
27 respectively (cf. Part III of the Manual where it deals with factoring and other trade
28 receivables). The invoices are fully paid by the Debtor by 15 January 2019.

29 Please note that the reserve does not change over time as the factor does not
30 purchase additional invoices (under this factoring contract).

31 The instrument is reported as of 31 October and 30 November 2018.

32 Please note that, in the case of non-recourse factoring, interest rate-related data are
33 reported as “non-applicable” (cf. Part III of the Manual where it deals with factoring
34 and other trade receivables).

35 Given that the Debtor transferred all the risk and rewards of the ownership of the
36 trade receivable, the Bank considers the exposure to be to the account debtor (the
37 Debtor).

38 Please note that, contrary to the case of recourse factoring, the reserve is included in
39 the outstanding nominal amount. Consequently, the reserve is reported as protection
40 in the protection received dataset.

*Revision mark: CASE 11(2): Cells
J26-J28 have been changed from
“Non-applicable” to “Other type of
valuation” – cf. Section 9.4.6 in Part
II of the Manual*

8.3.12 Case 12 – Financial lease

1 A construction company called “Tiefbau GmbH” (“the Debtor”) signs a financial lease
 2 contract with the Bank for a crane on 17 April 2013. In this connection, the Bank
 3 purchases a crane for €250,000, which is subsequently leased to the Debtor on 31
 4 May 2013. Under the contract, the parties agree that the Debtor will be using the
 5 crane for ten years. The Bank charges a fixed interest rate of 5% for the financing of
 6 the crane. The crane serves as collateral for the financing. An amortisation schedule
 7 where the total amount covering the principal and interest payment repaid in each
 8 instalment is the same.

9 The Bank values the crane on a quarterly basis, using for this purpose the so-called
 10 asset liquidation curves. The value of the crane at the end of the lease contract is
 11 €50,000.

12 In accordance with the type of instrument in AnaCredit, the instrument is reported as
 13 “financial leases”.

14 The Debtor is a subsidiary of a company “Hoch und Tiefbau GmbH” (“the Immediate
 15 Parent”). The Immediate Parent has no parent undertaking.

16 The Bank uniquely identifies the lease contract by the contract identifier 5GFsj87523,
 17 the instrument by the instrument identifier B1001545 and the Debtor by the
 18 counterparty identifier Y8923862. It uniquely identifies the protection item by the
 19 protection identifier AP928357 and the Immediate Parent by the counterparty
 20 identifier OO20957203.

8.3.13 Loans in default

21 On 12 June 2015 a petrol company called “Ölhandel Winterstraße OHG” (“the
 22 Debtor”) applies for two loans to pay the €2,000,000 costs of a lawsuit. On 30 June
 23 2015 the loans of €1,000,000 with duration of three years each are disbursed. The
 24 parties agree on a variable interest rate of EURIBOR 12 months plus a margin of
 25 400 basis points and a fixed amortisation schedule with a monthly repayment
 26 frequency. Given the company’s credit history, the Bank does not require collateral at
 27 inception.

28 The Bank uniquely identifies the contract by the contract identifier A2015H85926 and
 29 the instruments by the instrument identifiers A1111111 and B222222. It uniquely
 30 identifies the Debtor by the counterparty identifier Q56262313.

31 As of 30 May 2017, the Debtor is considered to be in default due to unlikeliness to
 32 pay. Please note that “other legal measures” are taken concerning the solvency of
 33 the counterparty (initiated on 28 November 2017).

34 Please note that the above introduction applies to the two cases below, namely Case
 35 13.1 – Renegotiated loan and Case 13.2 – Debt forgiveness and write-off.

36 The Debtor has been in default since 30 May 2017. However, as the Bank applies
 37 the definition of default at debtor level, the default status of the instruments referred
 38 to below is reported as “non-applicable” (cf. Section 4.4.4 in Part II of the Manual). At

1 the same time, the default status of the Debtor is reported in the counterparty default
2 dataset.

8.3.13.1 Case 13.1 – Renegotiated loan

3 *Revision mark: CASE 13(1): Cells*
4 *L5 to L8 have been changed from*
5 *“0” to a positive amount of arrears*
6 *in line with Q&A 2018/0038*

7 *CASE 13(1): Cells M5 to M8 have*
8 *been changed from “Non-*
9 *applicable” to a date before the*
10 *default occurred*

By 30 September 2018, the outstanding nominal amount of the loan A1111111 has already been reduced to €350,000 following a partial write-off (of €40,000) and the renegotiation with forbearance which was successfully initiated on 27 August 2017, and under which the parties agreed to on a fixed interest rate of 3%, i.e. below market conditions. The instrument is not in arrears and since the default an amount of €120,000 has been recovered.

In accordance with the type of instrument in AnaCredit, the instrument is reported as “other loans”.

Please note that, in accordance with the applied accounting standard, the Bank raises an accumulated impairment amount. In this case, the Bank expects to lose 75% of the outstanding nominal amount (in addition to the earlier write-off of €40,000).

8.3.13.2 Case 13.2 – Debt forgiveness and write-off

15 *Revision mark: CASE 13(2): Cell*
16 *M5 has been changed from “Non-*
17 *applicable” to “30/05/2017” in line*
18 *with Q&A 2018/0038*

However, loan B222222, which amounts to €270,000 on 30 September 2018, is no longer considered collectible and is forgiven by the Bank (i.e. the debt is cancelled). Accordingly, it is written off in full on 8 October 2018. In this case, the write-off constitutes a derecognition event as, after the debt cancellation, the loans ceased to exist. Please note that the renegotiation with forbearance which was initiated on 27 August 2017 also applies.

In accordance with the type of instrument in AnaCredit, the instrument is reported as “other loans”.

With regard to the instrument, the Bank has recovered an amount of €150,000 since the default of the Debtor. This amount was recovered before 30 September 2018. There are no recoveries in the period between 30 September and 31 December 2018.

Please note that in this case only the financial dataset is reported monthly in the period between 30 September and 31 December 2018.

Please also note that at 30 September 2018 the Bank held an accumulated impairment allowance matching the outstanding nominal amount. In accordance with the accounting standard applied, the Bank does not accrue interest on assets for which payment in full of principal or interest is not expected.

1 *Revision mark: CASE 13(2): Cells*
 2 *R12, K6-K8, L6-L8 and M12 have*
 3 *been changed from "Non-*
 4 *applicable" to "Not required", as*
 5 *these data attributes are not*
 6 *required for fully written-off*
 7 *instruments in the extended*
 8 *quarter-end reporting*

Despite the debt forgiveness, the accounting dataset is also reported as of 31 December 2018. However, the vast majority of the data attributes are reported by convention as "non-applicable" (cf. Section 3.1.6.1 in Part II of the Manual, regarding the treatment of written-off instruments). In particular, please note that the data attribute "performing status of the instrument" is reported by convention as "non-performing" (cf. Part II of the Manual, page 118, lines 22-23).

The counterparty-instrument, counterparty risk and counterparty default datasets are reported only as of 30 September 2018.

Please note that, in accordance with the clarifications provided above, "other legal actions" have been taken against the counterparty.

8.3.14 Case 14 – Syndicated loan granted by a syndicate of two banks

On 12 May 2017 two banks, the Bank and another bank called "Overseas Bank", established in Brazil, form a syndicate to grant a loan to a chemical company called "GrossKunststoff AG" ("the Debtor") for the construction of a new chemical plant in Brazil. The loan is settled on 30 June 2017. The duration of the loan is ten years. The loan has a fixed amortisation schedule and a variable interest rate of USD LIBOR six months plus a margin of 200 basis points. In addition, to protect against an excessively high interest rate, an interest rate cap of 3.1% is introduced. The loan is denominated in US dollar (for the sake of simplicity we assume an exchange rate of 1:1). The loan has an interest-only period which expires one-and-a-half years after the settlement date (i.e. 30 November 2018). The payment frequency is semi-annual for the principal payments (on 1 January and 1 July) and monthly for interest payments (on the first day of each month).

The plant, which is still under construction, is used as collateral for the loan. The recovery of the loan is limited only to the value of this protection pledged, meaning that the creditors have no recourse to the balance sheet of the Debtor.

The Bank assumes 60% of the exposure (commitment amount of US\$15,000,000) and is the lead arranger; Overseas Bank assumes 40% of the exposure (commitment amount of US\$10,000,000). The Bank has a priority on proceeds of the protection up to 60% of the protection value.

In accordance with the type of instrument in AnaCredit, the instruments are reported as "other loans".

The Bank acts as servicer of the share of Overseas Bank.

By 30 September 2018, an amount of US\$3,750,000 has been repaid.

The original protection value is €5,000,000 as at 30 April 2017. The protection value increases to €10,000,000 following a revaluation as at 25 November 2018.

The Bank uniquely identifies the contract by the contract identifier SL/2017/2893//BLZ10/FBNK2859, the instrument by the instrument identifier P98265 and the Debtor by the counterparty identifier Q56262313. In addition, it uniquely identifies the Overseas Bank by the counterparty identifier FBNK2859, the share of

1 the Overseas Bank by the instrument identifier EXT487382 and the plant serving as
 2 protection by the protection identifier BRAZ82595832.

3 Please note that the Bank reports not only its own share in the syndicated loan but
 4 also the share of the Overseas Bank of which the Bank acts as servicer.

5 Please also note that, from the perspective of the Bank as the reporting agent, the
 6 Overseas Bank, which acts as creditor only, is not resident in a reporting Member
 7 State. Consequently, only specific counterparty reference data reporting
 8 requirements for counterparties not resident in a reporting Member State apply.

9 The rows relating to the instrument in which the Bank acts as servicer but not as
 10 creditor are shown in grey.

8.3.15 Case 15 – Loan partially guaranteed by a government agency

11 On 12 November 2018, the Bank grants a loan with a commitment amount of
 12 €1,500,000 to a wheat grower in Germany named “Weizenanbau GmbH” (“the
 13 Debtor”) for the purpose of exporting harvesters. The loan is settled on 29 November
 14 2018. It has an interest rate of 5% (set on the basis of EURIBOR 12 months at 30
 15 September 2018 (assumed to be -0.2%) plus a margin of 520 basis points) in the
 16 first three years.²⁷ On 30 November 2021, the interest rate will be reset to EURIBOR
 17 12 months as at 30 September 2021 plus a margin of 520 basis points.²⁸ The
 18 duration of the loan is agreed to be six years, with the maturity date being 30
 19 November 2024. The loan is partially guaranteed (90% of the commitment amount)
 20 by a government agency in Germany (“Zentralregierung”).

21 The Bank uniquely identifies the contract by the contract identifier 823855326, the
 22 instrument by the instrument identifier U2573F73 and the Debtor by the counterparty
 23 identifier ARG49237054. In addition, it uniquely identifies Zentralregierung by the
 24 counterparty identifier 100 and the guarantee by the protection identifier GUA32-100.

25 In accordance with the type of instrument in AnaCredit, the instrument is reported as
 26 “other loans”.

27 *Revision mark: CASE 15: Cells
 28 J23-J24 have been changed from
 29 “Non-applicable” to “Other type of
 30 valuation” – cf. Section 9.4.6 in
 Part II of the Manual*

Please note that the protection received dataset is reported on both 30 November
 and 31 December 2018, the reason being that the protection item is valued at its
 notional amount, while the reporting reference date is the protection valuation date
 (cf. Section 2.3 in Part II of the Manual).

²⁷ Cf. Section 3.4.8 in Part II of the Manual: “a loan where for limited periods of time both fixed and variable interest rates interchange can be classified as a mixed interest rate loan”.

²⁸ Cf. Section 3.4.9 in Part II of the Manual: “‘Other frequency’ is reported if in accordance with the contract the interest rate can be changed at a frequency other than overnight, monthly, quarterly, semi-annual, annual or at creditor discretion”.

8.3.16 Case 16 – Joint liability loan

1 *Revision mark: CASE 16: Cells*
 2 *J41 to J48 have been changed from*
 3 *“Non-applicable” to “Other type of*
 4 *valuation” in line with*
 5 *Q&A 2018/0038*

On 15 March 2018, the Bank agrees to grant a loan for the construction of a commercial building, with two companies, “Retail Kaufhäuser AG” and “ZEECH CONSTRUCTION AG” (“the Debtors”), being jointly liable for the entire outstanding amount of €72,000,000.

The loan is disbursed on 30 June 2018. It has a fixed amortisation schedule with monthly payments (both principal and interest payments, payable on the first day of a month), and a variable interest rate EURIBOR 12 months plus a margin of 350 basis points. The interest rate is not subject to an interest reset. An interest rate cap of 5% applies. The loan will be repaid in six years.

The loan is secured by two financial guarantees provided by the parent undertakings of the Debtors, “Bauman & Bauman AG” and “BAU INTER AG”, with the guaranteed amount being €36 million for each. The recovery of the loan is limited to the value of the guarantees, meaning that the creditors have no recourse to the balance sheet of the Debtor.

In accordance with the type of instrument in AnaCredit, the instrument is reported as “other loans”.

The Bank uniquely identifies the contract by the contract identifier 123546K, the instrument by the instrument identifier 565687466YU and the Debtors by the counterparty identifiers 306306 and 307307. In addition, it uniquely identifies the financial guarantees by the protection identifiers GUA1D306 and GUA2D307 and the parent undertakings of the Debtors by the counterparty identifiers P39847Y306 and P8293X307.

8.3.17 Case 17 – Traditional securitisation

23 *Revision mark: CASE 17: Cell K55*
 24 *has been changed from “Non-*
 25 *applicable” to “DE-11111” in line*
 26 *with Q&A 2018/0038*

27 *CASE 17: Cell K56 has been*
 28 *changed from “Non-applicable” to*
 29 *“DE61213”*

The Bank grants two loans to two companies “Buna Werke Bau GmbH” and “Coventya Häuser AG” (“the Debtors”). Both Debtors use their loan to purchase commercial real estate properties. The properties serve as collateral for each loan.

The Bank enters into the contract with “Buna Werke Bau GmbH” on 1 July 2016. It uniquely identifies the contract by the contract identifier 165364J and the instrument by the instrument identifier 8643F. The instrument is disbursed on 17 July 2016. The loan amounts to €750,000 as at 30 September 2018. The Bank uniquely identifies “Buna Werke Bau GmbH” by the counterparty identifier 28764A.

The Bank enters into the contract “Coventya Häuser AG” on 14 January 2017. It uniquely identifies the contract by the contract identifier 85676H and the instrument by the instrument identifier 1376R. The instrument is disbursed on 31 January 2017. The loan amounts to €1,250,000 as at 30 September 2018. The Bank uniquely identifies “Coventya Häuser AG” by the counterparty identifier 6544B.

Both loans are granted for six years have a fixed amortisation schedule with monthly payments (both principal and interest payments, payable on the first day of a month). The loan to “Buna Werke Bau GmbH” has a fixed interest rate of 5%. The loan to “Coventya Häuser AG” has a fixed interest rate of 3.75%.

1 *Revision mark: CASE 17: Cells*
 2 *K55-K56 have been changed from*
 3 *"Non-applicable" to the postal code*
 4 *of the commercial real estate*
 5 *properties - if the type of protection*
 6 *is real estate, the real estate*
 7 *collateral location has to be*
 8 *provided*

The Bank uniquely identifies the property securing the loan of "Buna Werke Bau GmbH" by the protection identifier CRE28746. As at September 2018, the property has a market price of €1,000,000.

7 *Revision mark: CASE 17: Cell Y4*
 8 *have been changed from*
 9 *"11/10/2018" to "26/10/2018" in line*
 10 *with the description in this*
 11 *paragraph*

The Bank uniquely identifies the property securing the loan of "Coventya Häuse AG" by the protection identifier CRE3458. As at September 2018, the property has a market price of €2,000,000.

12 *CASE 17: Cells M19 and M 21*
 13 *have been changed from "Non-*
 14 *applicable" to "Not required" as the*
 15 *data attribute "sources of*
 16 *encumbrance" is not required for*
 17 *"fully derecognised instruments*
 18 *being serviced"*

On 26 October 2018, the two loans are sold in a true-sale transaction to an SPV ("SPV Verbriefungen") and are therefore transferred away from the Bank's portfolio. However, the Bank keeps the servicing rights. The securitisation is originated by the Bank. Until the SPV is able to sell the notes to investors, this SPV is granted a short-term loan by the Bank in order to be able to buy the portfolio from the Bank. The amount of the loan is €2,250,000 and will be repaid by 5 November 2018. The interest rate charged on the loan is set as EURIBOR 1 month plus a margin of 200 basis points.

15 The Bank uniquely identifies the loan to the SPV by the instrument identifier
 16 G7283564 and the contract identifier Y2q74. The counterparty identifier of the SPV is
 17 SPV092384.

18 One month later, the SPV fully repays the loan with the proceeds from the sale of the
 19 notes.

© European Central Bank, 2019

Postal address 60640 Frankfurt am Main, Germany
Telephone +49 69 1344 0
Website www.ecb.europa.eu

All rights reserved. Any reproduction, publication and reprint in the form of a different publication, whether printed or produced electronically, in whole or in part, is permitted only with the explicit written authorisation of the ECB or the authors.

ISBN 978-92-899-3859-4 (pdf)
DOI 10.2866/091403 (pdf)
EU catalogue No QB-01-19-499-EN-N (pdf)