
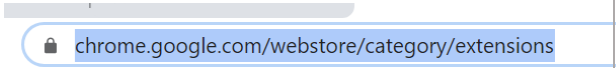
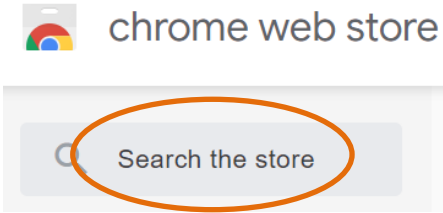
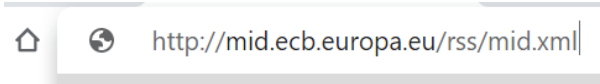
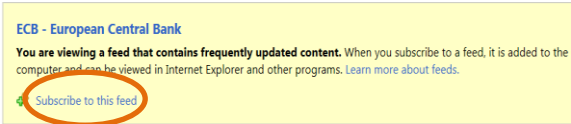



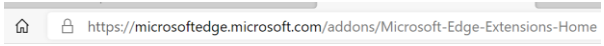
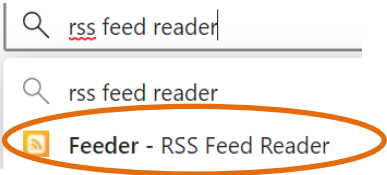
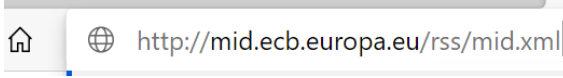
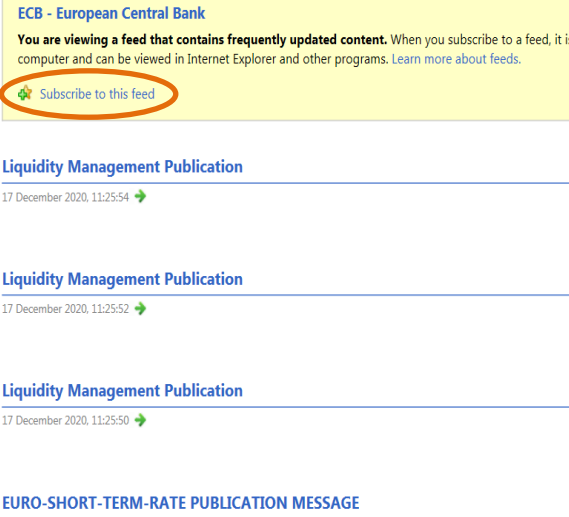
Directorate General Market Infrastructure and Payments
Market Infrastructure Management Division

How to subscribe to TARGET services' RSS feeds

1. Google Chrome

<p>1) Open Chrome:</p> 	<p>2) If you don't have an RSS Reader installed: Open the chrome web store by copying the following link in the address bar: https://chrome.google.com/webstore/category/extensions</p> 
<p>3) Search for RSS</p>  <p>And install an RSS Reader of your choice as an Extension in Chrome</p>	<p>4) Copy the following address into the Address Bar on the top left corner: <u>http://mid.ecb.europa.eu/rss/mid.xml</u></p> 
<p>5) Click on Subscribe to this feed and follow the instructions of your selected RSS Readers to finalise the subscription</p>  <p>Liquidity Management Publication 17 December 2020, 11:25:54 →</p> <p>Liquidity Management Publication 17 December 2020, 11:25:52 →</p> <p>Liquidity Management Publication</p>	<p>6) If the subscription has been successful, the feed will appear in your Feeds Bar</p>

2. Microsoft Edge

<p>1) Open Microsoft Edge</p> 	<p>2) If you don't have an RSS Reader installed: Visit the Microsoft Edge Add-on store: https://microsoftedge.microsoft.com/addons/Microsoft-Edge-Extensions-Home</p> 
<p>3) Search for RSS feed reader</p>  <p>And install an RSS Reader of your choice as Add-on in Microsoft Edge by pressing "Get"</p>	<p>4) Copy the following address into the Address Bar on the top left corner: http://mid.ecb.europa.eu/rss/mid.xml</p> 
<p>5) Click on Subscribe to this feed and follow the instructions of your selected RSS Readers to finalise the subscription</p> 	<p>6) If the subscription has been successful, the feed will appear in your Feeds Bar</p>


3. Internet Explorer

1) Open Internet Explorer



2) Copy the following address into the Search Box on the top left corner:

<http://mid.ecb.europa.eu/rss/mid.xml>



3) Click on **Subscribe to this feed**

ECB - European Central Bank
 You are viewing a feed that contains frequently updated content. When you subscribe to a feed, it is added to your Favorites Center and can be viewed in Internet Explorer and other programs. [Learn more about feeds.](#)

Subscribe to this feed

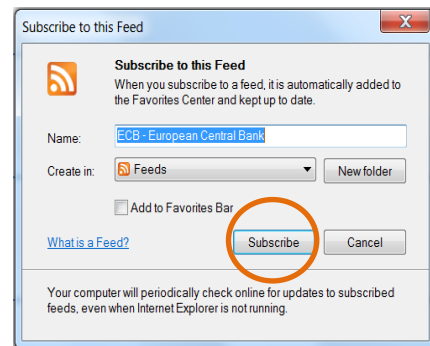
Liquidity Management Publication
 17 December 2020, 11:25:54 →

Liquidity Management Publication
 17 December 2020, 11:25:52 →

Liquidity Management Publication
 17 December 2020, 11:25:50 →

EURO-SHORT-TERM-RATE PUBLICATION MESSAGE
 17 December 2020, 11:25:50 →

4) Click on **Subscribe**



5) Subscription is now completed. Click on **View my feeds** to see feeds you are registered to.

You've successfully subscribed to this feed!
 Updated content can be viewed in Internet Explorer and other programs that use the Common-Internet Feeds (CIFS) protocol.

View my feeds

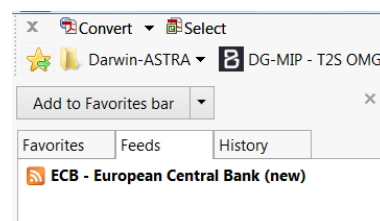
ECB - European Central Bank

Liquidity Management Publication
 17 December 2020, 11:25:54 →

Liquidity Management Publication
 17 December 2020, 11:25:52 →

Liquidity Management Publication
 17 December 2020, 11:25:50 →

6) If the subscription has been successful, the following **feed will appear in your Feeds Bar:**

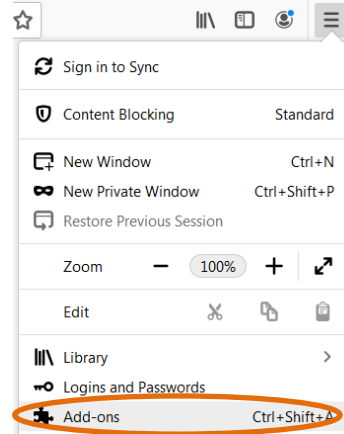


4. Mozilla Firefox

1) Open **Mozilla Firefox**



2) If you don't have an RSS Reader installed:
Open the **Add-ons Menu in Firefox**



3) Search for **RSS**

Find more extensions

And **install an RSS Reader** of your choice as an Add-on in Mozilla Firefox

[+ Add to Firefox](#)

4) Copy the following address into the Address Bar on the top left corner:

<http://mid.ecb.europa.eu/rss/mid.xml>

5) Click on **Subscribe to this feed** and follow the instructions of your selected RSS Readers to finalise the subscription

ECB - European Central Bank

You are viewing a feed that contains frequently updated content. When you subscribe to a feed, it is added to your computer and can be viewed in Internet Explorer and other programs. [Learn more about feeds.](#)

[Subscribe to this feed](#)

[Liquidity Management Publication](#)

17 December 2020, 11:25:54 →

[Liquidity Management Publication](#)

17 December 2020, 11:25:52 →

[Liquidity Management Publication](#)

17 December 2020, 11:25:50 →

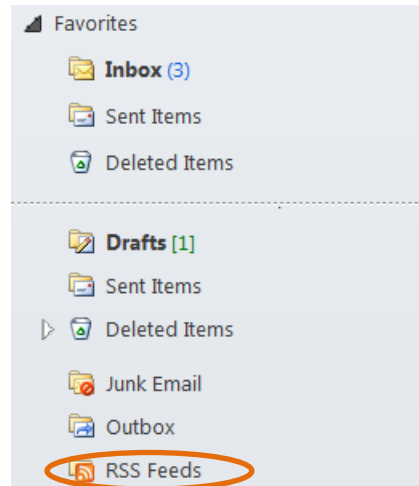
6) If the subscription has been successful, the **feed will appear in your Feeds Bar**

5. Microsoft Outlook

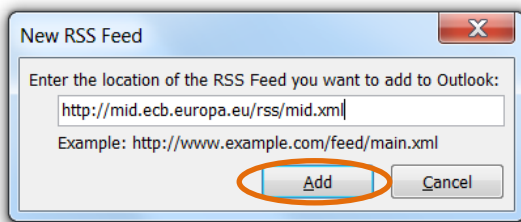
- 1) Open **Microsoft Outlook**



- 2) In the folder list on the left of the screen, **right-click the RSS Feeds folder** and then **select Add New RSS Feed**



- 3) Into the box just appeared, **copy** the following link and **select Add**:
<http://mid.ecb.europa.eu/rss/mid.xml>



- 4) Subscription is now completed. Find the RSS feeds updates under the new folder **ECB – European Central Bank**.

